

2018 World Rowing Masters Regatta

Sarasota-Bradenton, FL United States
 Sep 27 - 30, 2018

[Schedule](#)
[🏁 Results Summary](#)

Final

Filters 

×




Category +

Club / Organization +

Clear All

Apply

Event #1001 Womens H-M 4+ Final 1 (08:00) Official




Place	Lane	Entry	Time	Margin
	3	INT Fredensborg (DK), Vesper (US), Poc	04:16.156	
	5	INT Atlanta (US), Fredensborg (DK), Col	04:31.293	15.137
	4	USA Masters Coaching H (Klingaman, D	04:33.498	17.342
4	2	INT USV TU Dresden (DE), Kenai Crews	04:55.341	39.185

<

1 - 4 of 4

>

Event #1002 Mens I 4- Final 1 (08:05) Official


Place	Lane	Entry	Time	Margin
	4	INT Quintin (GB), Potomac (US), Marin	03:54.593	
	3	INT Rocky Mountain (US), Detroit Boat	04:17.897	23.304
	2	USA Kenai Crewsers, Casitas Rowing, C	04:38.707	44.114

<


1 - 3 of 3

>

Event #1003 Womens A 1x Final 1 (08:10) Official

Place	Lane	Entry	Time	Margin
	1	NZL Auckland (DeLong, C.)	04:02.130	
	7	USA Atomic Rowing (Nealon, A.)	04:07.294	05.164
	4	AUS Essendon (Nugent, S.)	04:17.149	15.019
4	3	USA Renton (Berni, K.)	04:25.296	23.166
5	5	USA Rocky Mountain (Filbrandt, V.)	04:33.613	31.483
-	0	USA SANCA (Farrell, M.)	DNS	-
-	2	 USA Jacksonville (Mattie, V.)	DNS	-
-	6	RSA ROWSA (Bode, C.)	DNS	-
< 1 - 8 of 8 >				

Event #1004 Womens A 1x Final 2 (08:13) Official

Place	Lane	Entry	Time	Margin
1	2	PAR Paraguay-Aleman (Rivarola, R.)	03:58.624	
2	3	USA New Orleans (Huppi, H.)	04:00.917	02.293
3	0	USA Halifax (Kroh, X.)	04:10.114	11.490
4	6	CHI Estrella Blanca (Salgado, K.)	04:16.897	18.273
5	5	 USA Jacksonville (Miller, A.)	04:23.204	24.580
6	1	USA Potomac (Sheppard, K.)	04:33.224	34.600
-	4	BRA Remo Adaptar (Altafim, L.)	DNS	-
-	7	USA Farmington Valley (Ouellette, K.)	DNS	-
< 1 - 8 of 8 >				

Event #1005 Womens A 1x Final 3 (08:16) Official

Place	Lane	Entry	Time	Margin
1	7	CAN Ridley Graduate (Pauls, C.)	04:01.081	


Place	Lane	Entry	Time	Margin
2	6	USA ROCCS (McKenna-Monroe, C.)	04:09.973	08.892
3	0	USA Vesper (Folco, M.)	04:11.221	10.140
4	5	CHI Estrella Blanca (Valdes, M.)	04:19.233	18.152
5	2	BRA Clube de Regatas Curitiba (Lima, L)	04:31.071	29.990
6	1	USA Renton (Tacionyte, D.)	04:33.898	32.817
7	3	USA Aqueduct (Lischynsky, K.)	04:40.203	39.122
8	4	USA SANCA (Zvitco, J.)	04:41.283	40.202
< 1 - 8 of 8 >				

Event #1006 Womens A 1x Final 4 (08:19) Official

Place	Lane	Entry	Time	Margin
1	3	USA Sarasota Scullers (Corbett, L.)	03:58.073	
2	4	USA Sammamish Rowing Association (04:03.190	05.117
3	6	BRA Universidade de Sao Paulo (Coneg	04:05.040	06.967
4	7	USA Vesper (Anders, D.)	04:11.730	13.657
5	2	USA Gainesville Area Rowing (Figueroa	04:12.063	13.990
6	0	USA Riverside (Minc, S.)	04:21.505	23.432
7	1	CAN Calgary RC (Wilderdijk, M.)	04:32.290	34.217
-	5	BAH Skullers RC (Swaby, M.)	DNS	-
< 1 - 8 of 8 >				

Event #1007 Womens A 1x Final 5 (08:22) Official

Place	Lane	Entry	Time	Margin
1	3	USA Vesper (Kaplan, S.)	03:58.488	
2	6	FIN Neste (Hiltunen, I.)	04:04.820	06.332

Place	Lane	Entry	Time	Margin
3	1	POL Posnania (Szczepaniak, L.)	04:08.327	09.839
4	0	USA Peachtree City Rowing Club (Gradi	04:09.357	10.869
5	2	CAN Winnipeg (Wilson-Kowal, S.)	04:13.845	15.357
6	7	 USA Tulsa (Sturd, D.)	04:21.260	22.772
-	4	BRA CNRAC (Novaes, V.)	DNS	-
-	5	USA Minneapolis Rowing Club (Crandal	DNF	-

< 1 - 8 of 8 >

Event #1008 Womens D 2- Final 1 (08:27) Official

Place	Lane	Entry	Time	Margin
	3	USA Chinook (Galow, L.)	04:00.654	
	1	CAN Winnipeg (Lefort, A.)	04:01.687	01.033
	4	USA College Club Seattle (Anderson, M.	04:11.647	10.993
4	2	USA Baltimore (Wilson, M.)	04:13.814	13.160
5	5	USA Halifax (Heller, K.)	04:22.112	21.458
-	6	USA Avalon (Kelly, S.)	DNS	-

< 1 - 6 of 6 >

Event #1009 Womens D 2- Final 2 (08:30) Official

Place	Lane	Entry	Time	Margin
1	3	CZE VK Slavia Praha (Malecková, H.)	04:03.510	
2	1	USA Hollywood Rowing Club (Wojtas, K	04:08.390	04.880
3	4	USA College Club Seattle (Kemper, D.)	04:14.145	10.635
4	2	USA Chinook (Stockly, C.)	04:19.710	16.200
5	5	USA Minneapolis Rowing Club (Winn, R	04:23.588	20.078

Place	Lane	Entry	Time	Margin
-	6	USA CRI (Welsh, T.)	DNS	-
		< 1 - 6 of 6 >		

Event #1010 Womens D 2- Final 3 (08:33) Official

Place	Lane	Entry	Time	Margin
1	5	USA Dallas (Tomaseski, G.)	03:56.014	
2	4	USA Calm Waters, College Club Seattle	03:57.180	01.166
3	3	CAN Georgian Bay (o'neil, w.)	04:18.135	22.121
4	1	USA Sarasota Crew (Yaegers, M.)	04:31.553	35.539
-	2	USA CRI (Sutter, C.)	DNS	-
		< 1 - 5 of 5 >		

Event #1011 Mens A 4x Final 1 (08:38) Official

Place	Lane	Entry	Time	Margin
	2	RUS Ushakov (Ovechko, D.)	03:06.422	
	4	USA Nashville (Pollock, J.)	03:16.065	09.643
	5	ITA C Milano (Francesco, F.)	03:19.465	13.043
4	3	USA Undine (Sullivan, S.)	03:19.735	13.313
5	1	USA New Orleans (Huppi, J.)	03:29.117	22.695
		< 1 - 5 of 5 >		

Event #1012 Mens A 4x Final 2 (08:41) Official


Place	Lane	Entry	Time	Margin
1	2	UKR Cherkassy Team (Trofymenko, V.)	03:06.782	
2	5	USA S&M Rowing, All-American Rowing	03:12.368	05.586
3	3	INT Vasco Da Gama (BR), Regatas Rosa	03:15.125	08.343

Place	Lane	Entry	Time	Margin
4	4	USA Potomac, Whitemarsh Boat Club, C	03:16.113	09.331
		< 1 - 4 of 4 >		




Event #1013 Mens D 4+ Final 1 (08:44) Official

Place	Lane	Entry	Time	Margin
	1	INT BARROSO (BR), GPA (BR), Potomac	03:29.403	
	4	USA East Arm (Cody, j.)	03:33.750	04.347
	6	USA New Haven (Friel, G.)	03:34.673	05.270
4	5	USA Capital (Schleiger, D.)	03:36.733	07.330
5	3	USA Edgewater HS (Palmer, B.)	03:39.550	10.147
6	2	USA Long Beach (O'Donnell, M.)	03:39.835	10.432
7	7	USA Riverside, Potomac, Virginia (Garb	03:49.204	19.801
		< 1 - 7 of 7 >		




Event #1014 Mens D 4+ Final 2 (08:47) Official

Place	Lane	Entry	Time	Margin
1	5	BRA CR Bandeirantes (Ribas, A.)	03:25.591	
2	3	USA Palm Beach, Occoquan Internatio	03:29.220	03.629
3	2	USA Potomac, San Diego RC (Folger, P.)	03:31.423	05.832
4	6	USA Capital (Abrams, J.)	03:31.625	06.034
5	4	USA Rocky Mountain (Mas, D.)	03:37.168	11.577
6	1	 USA Jacksonville (Ratajczyk, A.)	03:39.297	13.706
-	7	USA CHAOS (Smith, R.)	DNS	-
		< 1 - 7 of 7 >		

Event #1015 Womens G 8+ Final 1 (08:52) Official

Place	Lane	Entry	Time	Margin
	2	USA Chinook (Scully, M.)	03:37.790	
	4	INT Riverside (US), WSV Waldshut (DE),	03:39.935	02.145
	3	USA Masters Coaching (Jarvis, N.)	03:52.833	15.043
4	5	USA Orlando RC, Chicago, OARS (PAYOI	04:01.098	23.308
5	1	INT Avalon (US), Rowing Club Argentin	04:29.004	51.214
< 1 - 5 of 5 >				


Event #1016 Mens G 2- Final 1 (08:57) Official

Place	Lane	Entry	Time	Margin
	2	BRA Corinthians (Martins, M.)	03:51.456	
	3	FRA Rowing Club Port-Marly (James, N.	03:52.805	01.349
	5	USA Minneapolis Rowing Club (Johnso	03:59.520	08.064
4	4	USA Occoquan International, Detroit B	04:00.126	08.670
5	1	AUS Adelaide University (Page, M.)	04:10.260	18.804
< 1 - 5 of 5 >				

Event #1017 Mens G 2- Final 2 (09:00) Official

Place	Lane	Entry	Time	Margin
1	2	USA Occoquan International (Krizek, V.	03:56.829	
2	5	USA Riverside (Yasaitis, J.)	04:03.002	06.173
3	1	SUI Polytechniker RC Zurich, Seeclub Z	04:07.156	10.327
4	4	LAT Jurmalas sports (Meikaliss, V.)	04:17.085	20.256
5	3	USA San Diego RC (Shuster, G.)	04:32.633	35.804
< 1 - 5 of 5 >				

Event #1018 Mens J-M 4x Final 1 (09:05) Official

Place	Lane	Entry	Time	Margin
	3	INT Christiania RK (NO), Colorado Rowi	04:45.462	
		1 - 1 of 1		

Event #1019 Womens B 4+ Final 1 (09:10) Official

Place	Lane	Entry	Time	Margin
	7	USA Chinook (Zaharek, G.)	03:41.715	
	6	USA Sarasota Scullers, S&M Rowing, Al	03:42.158	00.443
	3	USA Capital (Battistini, J.)	03:49.309	07.594
4	5	USA CRI (Forrester, C.)	03:51.177	09.462
5	4	USA Alexandria (Bright, J.)	03:51.537	09.822
6	1	USA Baltimore (Milnor, E.)	04:01.875	20.160
7	2	USA Orlando RC (Fore, L.)	04:03.694	21.979
		1 - 7 of 7		

Event #1020 Womens B 4+ Final 2 (09:13) Official


Place	Lane	Entry	Time	Margin
1	3	USA Chinook (Cunningham, R.)	03:37.734	
2	1	USA Capital (Elias, C.)	03:43.082	05.348
3	2	USA Orlando RC (Kraiss, K.)	03:44.497	06.763
4	7	USA Carnegie Lake (Müller, A.)	03:47.294	09.560
5	6	USA Riverside, CRI (Ruane, C.)	03:48.002	10.268
6	5	USA Sarasota Crew, ROCCS (Weber, H.)	03:49.390	11.656
7	4	USA Annapolis RC (Iannaccone, A.)	03:51.580	13.846
		1 - 7 of 7		

Event #1021 Womens B 4+ Final 3 (09:16) Official

Place	Lane	Entry	Time	Margin
1	5	USA College Club Seattle, Pocock (Canf	03:40.199	
2	1	USA Minneapolis Rowing Club (Rosso r	03:48.209	08.010
3	3	USA Asheville Rowing Club, Alexandria	03:48.280	08.081
4	4	USA Texas Rowing Center (Granshaw, J	03:54.814	14.615
5	2	USA Carnegie Lake, University (Oomen	03:56.104	15.905
6	6	USA Chinook (Peterson, L.)	03:59.669	19.470

< 1 - 6 of 6 >

Event #1022 Mens B 8+ Final 1 (09:21) Official

Place	Lane	Entry	Time	Margin
	2	INT Vasco Da Gama (BR), Regatas Rosa	03:02.874	
	3	USA Chicago, Nashville, Asheville Rowi	03:05.918	03.044
	1	USA Chinook (Farrington, J.)	03:10.401	07.527
4	4	ITA C Milano (Paolo, M.)	03:18.854	15.980
5	5	USA RollinsCRA (Bagby, D.)	03:19.140	16.266




< 1 - 5 of 5 >

Event #1023 Mens B 8+ Final 2 (09:24) Official

Place	Lane	Entry	Time	Margin
1	3	GER Hallesche-Rvg. Böllberg u. Nel, MR	03:03.630	
2	5	INT RowHouse (US), Miami Rowing Clu	03:11.224	07.594
3	2	USA Riverside, Rocky Mountain, Cambr	03:15.305	11.675
4	4	USA Avalon, Columbia RC, ROCCS, Grez	03:27.740	24.110


< 1 - 4 of 4 >

Event #1024 Mens E 2x Final 1 (09:29) Official

Place	Lane	Entry	Time	Margin
	0	USA Malta (Trotsky, T.)	03:26.243	
	6	USA Undine, Occoquan International (F	03:35.034	08.791
	1	CHI Estrella Blanca, Sausalito (Retamal	03:37.737	11.494
4	5	INT ARC Würzburg (DE), Corinthians (Bl	03:40.530	14.287
5	4	ARG Tigre Boat Club, Argentina (Gianaz	03:42.900	16.657
6	7	USA Row Brevard (Crossley, B.)	03:43.597	17.354
7	3	USA All-American Rowing Camp (zanin	03:48.444	22.201
8	2	BRA Clube de Remo Rio de Janeiro (Da	04:08.134	41.891

< **1 - 8 of 8** >

Event #1025 Mens E 2x Final 2 (09:32) Official

Place	Lane	Entry	Time	Margin
1	2	USA Texas Rowing Center (Knifton, M.)	03:26.238	
2	6	USA RowHouse (Rojas, M.)	03:33.631	07.393
3	0	USA Caloosa Coast (Albert, A.)	03:37.877	11.639
4	3	DEN Furesø, Nyborg (Kongsbak, O.)	03:40.598	14.360
5	1	ARG Club Teutonia (Concilio, D.)	03:43.264	17.026
6	5	 USA Virginia (Barth, O.)	03:51.214	24.976
7	4	BRA Aldo Luz (Sampaio Veiga, M.)	04:06.386	40.148
8	7	INT RV Dorsten (DE), Aviron Lachine (C/	04:14.053	47.815

< **1 - 8 of 8** >

Event #1026 Mens E 2x Final 3 (09:35) Official

Place	Lane	Entry	Time	Margin
1	3	INT Trasmerano (ES), Cerveira Remo (P	03:25.981	

Place	Lane	Entry	Time	Margin
2	0	USA Riverside (Wolf, S.)	03:30.421	04.440
3	1	GER Ruderclub Fürstenwalde 1893 e., F	03:31.595	05.614
4	2	USA Potomac, Palm Beach (Holland, N.	03:35.968	09.987
5	5	BRA Naval, Brasilia Cross (Godoy, G.)	03:38.331	12.350
6	4	ARG San Fernando, Argentina (Prado, M	03:43.941	17.960
7	6	USA CHAOS (McDonogh, R.)	03:47.775	21.794
8	7	USA Palm Coast (Alford, R.)	03:53.578	27.597
< 1 - 8 of 8 >				

Event #1027 Mens E 2x Final 4 (09:38) Official

Place	Lane	Entry	Time	Margin
1	7	USA Minneapolis Rowing Club, Detroit	03:24.124	
2	3	USA Chinook (Reichart, R.)	03:27.904	03.780
3	0	USA Atomic Rowing (Rogers, J.)	03:32.723	08.599
4	2	INT Remo Llacolén (CL), Grêmio (BR) (03:33.417	09.293
5	1	USA CHAOS (Muhlebach, F.)	03:39.754	15.630
6	4	ARG Río Paraná Corrientes (Torrent, J.	04:04.070	39.946
7	5	JPN Mitsubishi (Yamashita, T.)	04:25.982	01:01.858
-	6	BRA CABANGA (Amaury, A.)	DNS	-
< 1 - 8 of 8 >				

Event #1028 Mens E 2x Final 5 (09:41) Official

Place	Lane	Entry	Time	Margin
1	5	INT Kettwiger RG (DE), Hollywood Row	03:33.275	
2	7	DEN Middelfart RK (Bendtsen, O.)	03:36.868	03.593

Place	Lane	Entry	Time	Margin
3	1	CAN Pinawa, Kenora (Wilks, P.)	03:43.071	09.796
4	4	BRA Corinthians, CR Bandeirantes (Per	03:49.518	16.243
5	6	USA North Palm Beach (Elliott, B.)	03:52.185	18.910
6	2	USA Halifax (Greer, N.)	03:58.555	25.280
7	3	JPN Uozaki (Naya, T.)	04:00.151	26.876
8	0	USA Long Beach (du Pont, A.)	04:04.097	30.822
< 1 - 8 of 8 >				

Event #1029 Mens E 2x Final 6 (09:44) Official

Place	Lane	Entry	Time	Margin
1	3	NOR Drammen, Moss RK (Sandli, P.)	03:40.226	
2	0	DEN Humlebæk Roklub (Wellendorph,	03:43.308	03.082
3	7	USA Vero Beach Rowing (Jones, L.)	03:46.639	06.413
4	2	INT Ushakov (RU), SC Berlin-Koepenick	03:50.052	09.826
5	4	USA All-American Rowing Camp (Prestc	03:54.676	14.450
6	5	SWE Malmö (Barge, T.)	03:54.886	14.660
7	1	ARG La Marina (Fernández, J.)	03:59.176	18.950
8	6	USA All North Shore Crew (Dike, A.)	04:22.601	42.375
< 1 - 8 of 8 >				

Event #1030 Mens E 2x Final 7 (09:47) Official

Place	Lane	Entry	Time	Margin
1	1	CZE VK Slavia Praha (Sulc, J.)	03:35.155	
2	4	CAN Georgian Bay (Garms, J.)	03:35.668	00.513
3	3	USA Detroit Boat Club (Maher, B.)	03:40.228	05.073

Place	Lane	Entry	Time	Margin
4	7	USA Chinook (Kozicz, P.)	03:46.558	11.403
5	0	INT Dallas (US), Jönköpings RS (SE) (Hæ)	03:56.117	20.962
6	6	SWE Stockholms RF (Arastoupour, A.)	04:03.802	28.647
7	2	DEN Humlebæk Roklub (Strudahl, K.)	04:11.438	36.283
8	5	USA Belmont Rowing (Nixon, P.)	04:11.902	36.747
< 1 - 8 of 8 >				

Event #1031 Mens E 2x Final 8 (09:50) Official

Place	Lane	Entry	Time	Margin
1	1	AUS Essendon (Nugent, B.)	03:34.143	
2	6	PER Lima (Otero, J.)	03:38.946	04.803
3	0	USA Washington Rowing School (Plog,	03:41.399	07.256
4	3	GBR Durham (Rutter, P.)	03:51.973	17.830
5	7	USA University (Welles, M.)	03:54.420	20.277
6	5	USA Rocky Mountain (Huddleson, J.)	03:57.763	23.620
-	2	RUS English RC (Tyutin, D.)	DNS	-
-	4	USA Sarasota Crew (Will, C.)	DNS	-
< 1 - 8 of 8 >				




Event #1032 Mens E 2x Final 9 (09:53) Official

Place	Lane	Entry	Time	Margin
1	5	USA Pennsylvania Barge Club, Baltimo	03:31.427	
2	3	GBR Dart Totnes (Stewart, R.)	03:34.237	02.810
3	1	AUS Mosman, Essendon (Williams, M.)	03:36.144	04.717
4	4	USA Saugatuck, Potomac (Majd, S.)	03:37.954	06.527

Place	Lane	Entry	Time	Margin
5	6	RUS Ushakov (Anisimov, I.)	03:42.747	11.320
6	2	USA Rocky Mountain (Banegas, R.)	03:43.577	12.150
7	7	CAN Aviron Lachine (Shinder, S.)	04:16.669	45.242

< 1 - 7 of 7 >

Event #1033 Womens E 4x Final 1 (10:06) Official

Place	Lane	Entry	Time	Margin
	0	USA College Club Seattle, Calm Waters	03:35.427	
	7	USA Baltimore (Lawrence, E.)	03:40.601	05.174
	2	USA Minneapolis Rowing Club (O'Donn	03:45.331	09.904
4	6	GER Grünau, Ruderverein Empor, Rude	03:45.471	10.044
5	1	USA Chinook (Walters, T.)	03:48.558	13.131
6	4	ARG Argentina, La Marina, Tigre Boat C	03:52.711	17.284
7	3	USA Masters Coaching (Mathison, S.)	03:54.861	19.434
8	5	USA Atlanta (Balaun, N.)	04:08.221	32.794

< 1 - 8 of 8 >

Event #1034 Womens E 4x Final 2 (10:09) Official

Place	Lane	Entry	Time	Margin
1	3	INT Martha's Moms (US), WSV Waldshu	03:42.953	
2	5	USA Sarasota County (Currey, T.)	03:43.207	00.254
3	2	BRA Clube de Remo Rio de Janeiro, Coi	03:52.741	09.788
4	6	USA RollinsCRA, Orlando RC, Lake Coui	03:53.854	10.901
5	4	USA Vesper, Nereid (Priese, A.)	03:55.801	12.848
6	7	USA Carnegie Lake, Rockland, Passaic I	04:01.164	18.211

Place	Lane	Entry	Time	Margin
-	1	USA Chinook (Kolling, C.)	DNS	-

< **1 - 7 of 7** >

Event #1035 Womens E 4x Final 3 (10:12) Official

Place	Lane	Entry	Time	Margin
1	2	USA Sarasota Crew (Desmery, D.)	03:44.281	
2	6	USA East Arm (Zimmer, J.)	03:45.847	01.566
3	4	USA Genesee Waterways, Genesee (Bui	03:52.711	08.430
4	3	INT Saskatoon (CA), Nyborg (DK), Pinav	03:54.271	09.990
5	1	USA Avalon, Tallahassee Rowing Club (04:07.931	23.650
6	7	USA Rocket City (Della Silva, D.)	04:31.909	47.628
7	5	AUS Albert Pk - Sth Melbourne (Walker,	04:35.392	51.111




< **1 - 7 of 7** >

Event #1036 Womens E 4x Final 4 (10:15) Official

Place	Lane	Entry	Time	Margin
1	2	INT VIMK Zalgiris (LT), Jurmalas sports	04:17.647	
2	3	USA Union, Carnegie Lake, Vesper (Hut	04:28.897	11.250
3	4	USA Rocket City (Bock, B.)	04:32.577	14.930
4	6	CZE KVM 1881 Melník (Herinkova, A.)	04:32.981	15.334
5	1	USA Texas Rowing Center (McCord, R.)	04:38.207	20.560
6	7	USA Newport (Duddy, E.)	04:46.097	28.450
7	5	USA Rocky Mountain (Pauly, K.)	04:54.691	37.044

< **1 - 7 of 7** >

Event #1037 Mens H 8+ Final 1 (10:20) Official

Place	Lane	Entry	Time	Margin
	3	USA Occoquan International (Van Blorr	03:22.483	
	5	INT Detroit Boat Club (US), Northview (03:24.399	01.916
	4	INT Tallahassee Rowing Club (US), Cap	03:42.173	19.690
4	1	USA Rocky Mountain, Detroit Boat Clut	03:45.696	23.213
5	2	JPN Dankaigo, Mitsubishi (Shibata, N.)	03:57.806	35.323
< 1 - 5 of 5 >				

Event #1038 Mens H 8+ Final 2 (10:23) Official

Place	Lane	Entry	Time	Margin
1	5	INT Christiania RK (NO), Marin (US), Cal	03:31.660	
2	3	USA St. Andrews Alumni, San Diego RC	03:37.930	06.270
3	4	NOR Christiania RK (Olsen, J.)	03:45.744	14.084
4	2	JPN Nagoya (Mitsuyuki, I.)	04:03.099	31.439
< 1 - 4 of 4 >				

Event #1039 Mens C 1x Final 1 (10:28) Official

Place	Lane	Entry	Time	Margin
	1	BRA Clube de Regatas Curitiba (Sousa,	03:34.410	
	4	MEX España (Prado, L.)	03:36.557	02.147
	7	USA Rocky Mountain (Balsley, E.)	03:43.840	09.430
4	2	USA Greater Columbus (Briggs, R.)	03:49.437	15.027
5	5	USA Detroit Boat Club (Stanovoy, A.)	03:49.517	15.107
6	3	CHI Deportivo Alemán de Concepcion (03:56.013	21.603
7	0	 USA Virginia (Alexander, C.)	03:57.956	23.546
-	6	BRA Martinelli (Silva, M.)	DNS	-



Event #1040 Mens C 1x Final 2 (10:31) Official

Place	Lane	Entry	Time	Margin
1	0	USA Vesper (Kaplan, G.)	03:40.009	
2	3	BRA Vasco Da Gama (Moita, M.)	03:47.283	07.274
3	1	GBR Thames (Andreesen, T.)	03:53.890	13.881
4	2	USA Halifax (Dhainaut, J.)	03:56.323	16.314
5	5	USA Hollywood Rowing Club (Sezer, A.)	04:17.413	37.404
6	4	CAN Winnipeg (Steward, P.)	04:35.027	55.018
-	6	BRA CNRAC (Ferreira, F.)	DNS	-
-	7	USA Rocky Mountain (Schultz, C.)	DNS	-



Event #1041 Mens C 1x Final 3 (10:34) Official

Place	Lane	Entry	Time	Margin
1	4	POL Posnania (Bednarek, G.)	03:40.208	
2	6	USA Rocky Mountain (KOLESNIKOV, I.)	03:45.362	05.154
3	1	BRA Aldo Luz (Pereira Junior, E.)	03:47.142	06.934
4	0	MDA Dinamo Tiraspol (Covalschii, A.)	03:49.168	08.960
5	5	USA Riverside (Wolf, S.)	03:50.418	10.210
6	3	USA Belmont Rowing (Kleiderlein, R.)	03:53.452	13.244
7	2	USA Beaver Creek Sculling (Jackson, C.)	03:54.642	14.434
-	7	BRA Remo Adaptar (Cardoso, S.)	DNS	-



Event #1042 Mens C 1x Final 4 (10:37) Official

Place	Lane	Entry	Time	Margin
1	5	USA S&M Rowing (King, P.)	03:36.507	
2	2	BRA Aldo Luz (Martins, S.)	03:37.580	01.073
3	1	USA Texas Rowing Center (Cullicott, J.)	03:38.114	01.607
4	4	CAN Georgian Bay (Rourke, D.)	03:45.720	09.213
5	0	USA RowHouse (Touzard, A.)	03:50.476	13.969
6	6	POL Posnania (Marcinkowski, A.)	03:57.704	21.197
7	7	BRA Vasco Da Gama (Dalpiaz Payeras, P.)	04:03.944	27.437
8	3	USA SANCA (McCaa, K.)	04:25.134	48.627

< 1 - 8 of 8 >

Event #1043 Mens C 1x Final 5 (10:40) Official

Place	Lane	Entry	Time	Margin
1	6	USA Whitemarsh Boat Club (Wobeser, P.)	03:39.925	
2	0	BRA Aldo Luz (Knoll, M.)	03:49.094	09.169
3	3	USA RowHouse (Barilari, F.)	03:51.255	11.330
4	5	USA Undine (Rhodes, D.)	03:52.398	12.473
5	1	IRL Galway (Breen, J.)	03:57.521	17.596
6	7	PAR Sajonia (Sosa, R.)	04:00.935	21.010
7	4	BRA Centro Náutico Potengy (pereira jr)	04:07.635	27.710
-	2	PER Lima (Otero, J.)	DNS	-

< 1 - 8 of 8 >

Event #1044 Mens C 1x Final 6 (10:43) Official

Place	Lane	Entry	Time	Margin
1	3	POL Posnania (Szczepaniak, P.)	03:40.719	

Place	Lane	Entry	Time	Margin
2	1	PER Lima (Sanguinetti, M.)	03:40.955	00.236
3	7	BRA Centro Náutico Potengy (Carvalho)	03:45.309	04.590
4	2	GBR Putney Town (Boileau (Ali), E.)	03:54.272	13.553
5	6	DEN Nyborg (Sorensen, B.)	03:56.562	15.843
6	0	USA Atlanta (Cloherty, W.)	03:58.504	17.785
7	5	USA Texas Rowing Center (Cornet, E.)	04:01.005	20.286
8	4	USA Greater Columbus (Bozenski, P.)	04:02.229	21.510
< 1 - 8 of 8 >				

Event #1045 Mens C 1x Final 7 (10:46) Official

Place	Lane	Entry	Time	Margin
1	1	USA Nashville (Kuttelwascher, D.)	03:38.619	
2	3	DEN Sorø (Rasmussen, K.)	03:43.189	04.570
3	6	RSA Victoria Lake (Johnson, I.)	03:51.752	13.133
4	4	PAR Sajonia (Alonso Aftyka, R.)	03:59.152	20.533
5	5	USA Hampton Roads (Smith, S.)	04:02.682	24.063
6	7	USA Navesink River Rowing (Crilly, J.)	04:07.506	28.887
7	2	BRA Riachuelo (Macedo, M.)	04:11.169	32.550
< 1 - 7 of 7 >				




Event #1046 Mens C 1x Final 8 (10:49) Official

Place	Lane	Entry	Time	Margin
1	5	USA River City (Griffith, J.)	03:43.011	
2	4	PER Lima (Rivero, J.)	03:50.434	07.423
3	7	USA Riverfront Recapture (Pape, S.)	03:50.867	07.856

Place	Lane	Entry	Time	Margin
4	2	NOR Moss RK (Johannesen, J.)	03:56.711	13.700
5	1	USA Greater Columbus (Sellars, D.)	04:21.969	38.958
6	3	BRA GPA (Cunha, A.)	04:22.996	39.985
-	6	ARG La Marina (Massaccesi, C.)	DNS	-

< 1 - 7 of 7 >

Event #1047 Womens H-M 4x Final 1 (10:54) Official

Place	Lane	Entry	Time	Margin
	2	INT RV Rijnland (NL), De Hoop (NL), At	03:53.861	
	6	USA Chinook H (Cann, A.)	03:57.271	03.410
	5	INT Fredensborg (DK), Vesper (US), Fa	03:58.794	04.933
4	3	USA Masters Coaching H (Pope, C.)	04:26.774	32.913
5	4	INT Pocock (US), USV TU Dresden (DE)	04:29.951	36.090
6	1	USA Colorado Rowing, Chester River, ,	05:19.937	01:26.076

< 1 - 6 of 6 >

Event #1048 Mens F 4- Final 1 (11:00) Official

Place	Lane	Entry	Time	Margin
	2	USA Occoquan International (Lowe, J.)	03:21.837	
	1	USA New Haven (Schofield, M.)	03:25.963	04.126
	6	USA Caloosa Coast, Anchorage (Knoch	03:31.443	09.606
4	3	BRA Corinthians, CR Bandeirantes (Mar	03:31.780	09.943
5	7	USA Potomac, Riverside (Folger, P.)	03:37.250	15.413
6	4	USA Chinook (Anderson, C.)	03:41.217	19.380
7	5	CAN Winnipeg (Lamont, A.)	04:06.297	44.460



Event #1049 Mens F 4- Final 2 (11:03) Official

Place	Lane	Entry	Time	Margin
1	4	USA Palm Beach, Western Reserve (Gas	03:25.393	
2	6	INT Jurmalas sports (LV), Ushakov (RU)	03:29.363	03.970
3	1	INT Bohemians Praha (CZ), Rowing Clu	03:32.873	07.480
4	5	USA Riverside, Potomac (Milne, G.)	03:33.650	08.257
5	7	USA Minneapolis Rowing Club (Jabloni	03:36.020	10.627
6	2	USA Sarasota County, Three Rivers (Hig	03:38.043	12.650
7	3	BRA Paysandu, GUAJARÁ (Seabra, I.)	03:41.947	16.554



Event #1050 Womens C 2x Final 1 (11:08) Official

Place	Lane	Entry	Time	Margin
	5	USA Sarasota Scullers (Wiegandt, K.)	03:36.916	
	4	GBR Strathclyde Park (Ord, A.)	03:39.999	03.083
	2	USA Vesper (James, A.)	03:51.872	14.956
4	7	BRA CR Piraquê, São Salvador (Santino	03:58.072	21.156
5	6	USA Riverside, Cincinnati RC (Brundag	04:00.756	23.840
6	3	USA Rocky Mountain (Sanford, E.)	04:04.086	27.170
7	1	NZL Auckland (DeLong, M.)	04:04.472	27.556
8	0	USA Baltimore (Wdlayka, C.)	04:09.212	32.296



Event #1051 Womens C 2x Final 2 (11:11) Official

Place	Lane	Entry	Time	Margin
1	0	USA Peachtree City Rowing Club, Potor	03:42.734	
2	2	USA College Club Seattle (Huffman, J.)	03:49.251	06.517
3	4	CAN Ridley Graduate (Pauls, C.)	03:52.291	09.557
4	5	BRA Naval (Bex, L.)	03:53.695	10.961
5	1	USA Chinook (Stoutenburg, M.)	03:57.855	15.121
6	3	ARG San Fernando, Argentina (Morales	04:11.711	28.977
7	6	USA Baltimore (Carson, T.)	04:30.490	47.756
-	7	USA Rocky Mountain (Genaud, N.)	DNS	-

< 1 - 8 of 8 >

Event #1052 Womens C 2x Final 3 (11:14) Official

Place	Lane	Entry	Time	Margin
1	4	USA University, Vesper (Eringis, D.)	03:43.285	
2	1	USA Caloosa Coast (Lahtinen, A.)	04:04.501	21.216
3	3	USA Miami Rowing Club (Aichinger Dia:	04:05.478	22.193
4	2	BRA Aldo Luz, Santa Catarina (de Mesq	04:24.898	41.613
-	5	CAN Winnipeg (Schick, R.)	DNS	-
-	6	ARG San Fernando (Romano, P.)	DNS	-
-	7	USA Avalon (Bickley, J.)	DNS	-

< 1 - 7 of 7 >

Event #1053 Womens C 2x Final 4 (11:17) Official


Place	Lane	Entry	Time	Margin
1	6	DEN Køge, Roforeningen KVIK (Gravad,	03:46.047	
2	1	CAN Winnipeg (von Aweyden, F.)	03:48.760	02.713

Place	Lane	Entry	Time	Margin
3	3	USA Lookout (Duff, S.)	03:52.267	06.220
4	4	BRA Universidade de Sao Paulo (Coneg	03:56.014	09.967
5	2	USA Minneapolis Rowing Club (Crandal	03:59.334	13.287
6	7	USA Vesper (Haase, K.)	03:59.444	13.397
7	5	USA Halifax (Kroh, X.)	04:09.287	23.240
< 1 - 7 of 7 >				

Event #1054 Womens C 2x Final 5 (11:20) Official

Place	Lane	Entry	Time	Margin
1	5	USA Chinook (Battani, C.)	03:46.089	
2	7	USA Capital (Hollins, R.)	03:48.829	02.740
3	3	USA Atlanta (Perkins, K.)	03:57.315	11.226
4	1	AUS Albert Pk - Sth Melbourne (Lacoste	04:02.392	16.303
5	4	DEN Humlebæk Roklub (Thomsen, A.)	04:06.029	19.940
6	6	ARG Tigre Boat Club (Landa, M.)	04:27.375	41.286
7	2	CAN Calgary RC (Blandford, D.)	04:32.515	46.426
< 1 - 7 of 7 >				





Event #1055 Womens C 2x Final 6 (11:23) Official

Place	Lane	Entry	Time	Margin
1	2	USA Dallas (Tomaszeski, G.)	03:46.625	
2	4	CAN Georgian Bay (Huet, C.)	03:50.471	03.846
3	5	USA Baltimore (Lawrence, E.)	03:55.978	09.353
4	3	 USA Tulsa (Bridges, T.)	04:02.451	15.826
5	1	DEN Humlebæk Roklub (Porsmose, M.)	04:06.718	20.093

Place	Lane	Entry	Time	Margin
6	7	USA Chinook (Ballough, R.)	04:13.811	27.186
7	6	USA College Club Seattle (Kemper, D.)	04:41.231	54.606

< **1 - 7 of 7** >

Event #1056 Mens A 4+ Final 1 (11:28) Official

Place	Lane	Entry	Time	Margin
	1	USA New Orleans, Atlanta (Huppi, J.)	03:21.219	
	5	USA RollinsCRA (Granin, V.)	03:22.242	01.023
	4	 USA Jacksonville (East, C.)	03:25.452	04.233
4	2	USA Chinook (Farrington, J.)	03:32.285	11.066
5	3	ITA C Milano (Fabrizio, M.)	03:33.595	12.376




< **1 - 5 of 5** >

Event #1057 Mens A 4+ Final 2 (11:31) Official

Place	Lane	Entry	Time	Margin
1	2	RUS Ushakov (Ovechko, D.)	03:13.265	
2	5	USA Capital (Hughes, J.)	03:22.662	09.397
3	4	USA RollinsCRA (Brodmax, D.)	03:38.852	25.587
4	3	USA Riverside (Green, B.)	03:38.989	25.724

< **1 - 4 of 4** >

Event #1058 Mens D 2- Final 1 (11:36) Official

Place	Lane	Entry	Time	Margin
	2	GER MRCB (Peters, T.)	03:36.082	
	6	CHI Sausalito (Aravena, H.)	03:39.992	03.910
	7	USA CHAOS (Bukowski, T.)	03:45.286	09.204

Place	Lane	Entry	Time	Margin
4	3	BRA CABANGA, Centro Náutico Potengi	03:50.002	13.920
5	5	USA Fairmount (Kieffer, J.)	03:52.636	16.554
6	1	USA Rocky Mountain (Mas, D.)	03:58.226	22.144
-	4	USA Long Beach (O'Donnell, M.)	DNS	-
< 1 - 7 of 7 >				

Event #1059 Mens D 2- Final 2 (11:39) Official

Place	Lane	Entry	Time	Margin
1	3	USA New Haven (Jackson, A.)	03:33.999	
2	2	ARG La Marina (Massaccesi, C.)	03:34.382	00.383
3	5	PER Lima (Las Casas, G.)	03:47.326	13.327
4	4	BRA Martinelli (Teixeira, A.)	03:49.756	15.757
5	7	USA Rocky Mountain (Colosimo, J.)	03:55.496	21.497
-	1	USA Long Beach (Pagnanelli, C.)	DNS	-
-	6	USA Palm Beach, Mounties (Desouza, C)	DNS	-
< 1 - 7 of 7 >				

Event #1060 Womens F 4- Final 1 (11:44) Official

Place	Lane	Entry	Time	Margin
	1	USA Chinook (Davis, D.)	03:48.767	
	4	USA Vesper, New Haven (Hingley, S.)	03:55.991	07.224
	7	USA Chinook (Pederson, J.)	03:57.624	08.857
4	6	USA CRI (Martini, C.)	03:59.731	10.964
5	0	INT WSAP Hamburg (DE), Vesper (US), I	04:10.366	21.599
6	2	USA Masters Coaching (Klingaman, D.)	04:11.814	23.047

Place	Lane	Entry	Time	Margin
7	3	USA Sarasota Crew (Guttek, S.)	04:21.434	32.667
-	5	USA Newport (Duddy, E.)	DNS	-
		< 1 - 8 of 8 >		

Event #1061 Mens G 4x Final 1 (11:49) Official




Place	Lane	Entry	Time	Margin
	2	USA Northview, Detroit Boat Club, UMa	03:23.371	
	6	CZE VK Slavia Praha, VK Smíchov, Slavc	03:25.034	01.663
	0	USA Minneapolis Rowing Club (Jabloni	03:30.127	06.756
4	5	INT Delta Deas (CA), Vancouver (CA), Cl	03:30.218	06.847
5	4	USA Chinook (Vegar, S.)	03:36.258	12.887
6	3	INT Drammen (NO), Occoquan Internat	03:39.558	16.187
7	7	USA CHAOS (Boyle, K.)	03:51.518	28.147
8	1	DEN Fredericia, Middelfart RK (Thomse	04:05.088	41.717
		< 1 - 8 of 8 >		

Event #1062 Mens G 4x Final 2 (11:52) Official

Place	Lane	Entry	Time	Margin
1	5	GER Tuebinger, Lauffener RC, RG Wetzl.	03:23.952	
2	3	INT Dart Totnes (GB), New Haven (US) (03:24.746	00.794
3	0	NOR Christiania RK (Hoy, I.)	03:32.795	08.843
4	7	USA Saugatuck, Fairmount, Potomac (†	03:36.396	12.444
5	2	INT Cincinnati RC (US), La Baie Verte (U	03:40.959	17.007
6	1	USA Gainesville Area Rowing, Rock Cre	03:44.166	20.214
7	4	USA Sarasota County (McKibben, J.)	03:54.172	30.220

Place	Lane	Entry	Time	Margin
8	6	USA Lincoln Park Boat Club (Osinovski	03:54.749	30.797
		< 1 - 8 of 8 >		

Event #1063 Womens A 8+ Final 1 (11:57) Official

Place	Lane	Entry	Time	Margin
	2	USA Chinook (Cunningham, R.)	03:18.302	
	5	INT Row NL (CA), Avalon (US) (Wadden,	03:19.628	01.326
	6	INT Capital (US), St. Andrew BC (GB), Ri	03:20.358	02.056
4	1	USA CRI (Christmas, E.)	03:23.672	05.370
5	4	USA Alexandria (Jones, P.)	03:25.398	07.096
6	7	USA Carnegie Lake, Potomac, New Orle	03:26.502	08.200
7	0	USA Orlando RC, Carolina Masters (And	03:32.891	14.589
8	3	USA Texas Rowing Center (Wilson, K.)	03:36.805	18.503
		< 1 - 8 of 8 >		

Event #1064 Mens B 2x Final 1 (12:09) Official

Place	Lane	Entry	Time	Margin
	2	SWE Stockholms RF (Rashid, H.)	03:19.589	
	6	BRA GPA (Holderbaum, F.)	03:22.935	03.346
	1	INT Paraguayo-Aleman (PY), Deportivo	03:24.042	04.453
4	7	USA Austin, Texas Rowing Center (Schil	03:27.532	07.943
5	0	USA Undine (Sullivan, S.)	03:28.244	08.655
6	5	INT Sarasota County (US), Párana (AR)	03:29.892	10.303
7	3	USA Sarasota Crew (Campana, J.)	03:39.632	20.043
8	4	USA Hollywood Rowing Club (pintilie, ε	03:41.745	22.156



Event #1065 Mens B 2x Final 2 (12:12) Official

Place	Lane	Entry	Time	Margin
1	1	USA RowHouse, Miami Beach Rowing	03:21.746	
2	2	ARG Argentina (De Agostini, S.)	03:30.213	08.467
3	4	USA Texas Rowing Center, New Orlear	03:38.146	16.400
4	3	USA Capital (Rabus, A.)	03:42.426	20.680
5	6	KOR WITHUS Rowing Club (Yoon, W.)	03:44.959	23.213
6	5	INT Aviron Lachine (CA), Skullers RC (I	04:21.773	01:00.027
-	7	CHI Estrella Blanca (Bartsch, D.)	DNS	-



Event #1066 Mens B 2x Final 3 (12:15) Official

Place	Lane	Entry	Time	Margin
1	2	GER Pirnaer RV (Zobjack, T.)	03:14.236	
2	5	RUS Ushakov (Ovechko, D.)	03:19.226	04.990
3	1	USA Texas Rowing Center (Gates, K.)	03:22.406	08.170
4	4	BRA CABANGA (De Souza, C.)	03:30.273	16.037
5	3	INT GPA (BR), Thames (GB) (Cordal, C.)	03:38.726	24.490
6	7	USA RowHouse, Miami Rowing Club (Vz	03:46.433	32.197
-	6	USA RollinsCRA (Frase, G.)	DNS	-



Event #1067 Mens B 2x Final 4 (12:18) Official

Place	Lane	Entry	Time	Margin
1	6	DEN Sorø (Rasmussen, K.)	03:12.571	

Place	Lane	Entry	Time	Margin
2	5	USA Texas Rowing Center (Knifton, M.)	03:14.854	02.283
3	3	INT Berry Hill BC (US), RC Energia (UA)	03:25.698	13.127
4	4	CAN Georgian Bay (Halpin, D.)	03:34.031	21.460
5	7	USA Halifax (Greer, N.)	03:40.864	28.293
6	1	BRA Vasco Da Gama (Dalpiaz Payeras, M)	03:41.114	28.543
7	2	USA Wyandotte (Powser, T.)	03:44.021	31.450

< 1 - 7 of 7 >

Event #1068 Mens B 2x Final 5 (12:21) Official

Place	Lane	Entry	Time	Margin
1	1	UKR Kiev Masters (Dyukov, Y.)	03:20.270	
2	2	USA Whitemarsh Boat Club, Vesper (Wc	03:22.236	01.966
3	4	CAN Georgian Bay (Ingleton, B.)	03:25.933	05.663
4	5	USA First Coast, S&M Rowing (Lutat, W.	03:26.120	05.850
5	3	INT Atlanta (US), Galway (IE) (Cloherty,	03:30.656	10.386
6	7	SUI Fribourg (Campolini, C.)	03:32.860	12.590
7	6	USA Undine (Rhodes, D.)	03:39.986	19.716




< 1 - 7 of 7 >

Event #1069 Mens B 2x Final 6 (12:24) Official

Place	Lane	Entry	Time	Margin
1	3	USA Minneapolis Rowing Club, Detroit	03:17.449	
2	2	POL Posnania (Szczepaniak, P.)	03:18.866	01.417
3	4	USA Malta (Trocky, T.)	03:32.079	14.630
4	7	USA Greater Columbus (Briggs, R.)	03:38.349	20.900

Place	Lane	Entry	Time	Margin
5	1	INT Hollywood Rowing Club (US), Hum	03:46.519	29.070
6	6	DEN Humlebæk Roklub (Strudahl, K.)	03:51.363	33.914
-	5	BRA BARROSO (MOCELLIN, I.)	DNS	-
		< 1 - 7 of 7 >		

Event #1070 Womens D 1x Final 1 (12:29) Official

Place	Lane	Entry	Time	Margin
	5	USA Sarasota Crew (Marichal, A.)	04:00.547	
	4	USA College Club Seattle (Hathaway, J.)	04:11.744	11.197
	1	RSA Victoria Lake (Johnson, S.)	04:20.301	19.754
4	2	USA Minneapolis Rowing Club (Crandal	04:29.527	28.980
5	3	DEN Humlebæk Roklub (Thomsen, A.)	04:43.714	43.167
-	6	USA Rocky Mountain (Little, P.)	DNS	-
-	7	BRA CR Bandeirantes (Santos Zapp, J.)	DNS	-
		< 1 - 7 of 7 >		

Event #1071 Womens D 1x Final 2 (12:32) Official

Place	Lane	Entry	Time	Margin
1	4	USA Chinook (Neuharth, P.)	04:07.592	
2	6	USA Willamette RC (Williams, S.)	04:13.749	06.157
3	1	USA Genesee Waterways (Burchill, B.)	04:14.282	06.690
4	3	ARG Club Corrientes (Pato, A.)	04:14.792	07.200
5	7	USA Rocky Mountain (Fortune, A.)	04:26.459	18.867
6	5	BRA Guanabara (Illarramendi, X.)	04:29.325	21.733
-	2	GBR Twickenham (Bryan, D.)	DNS	-



Event #1072 Womens D 1x Final 3 (12:35) Official

Place	Lane	Entry	Time	Margin
1	7	USA Capital (Hollins, R.)	04:16.772	
2	6	USA Passaic River (Cenit, D.)	04:23.156	06.384
3	5	DEN Humlebæk Roklub (Porsmose, M.)	04:25.782	09.010
4	2	USA Rocky Mountain (engel, p.)	04:30.576	13.804
5	4	BRA Aldo Luz (de Mesquita, E.)	04:34.196	17.424
6	3	USA Lookout (Eslinger, S.)	04:53.892	37.120
-	1	GBR Twickenham (Hughes, E.)	DNS	-



Event #1073 Womens D 1x Final 4 (12:38) Official

Place	Lane	Entry	Time	Margin
1	6	CAN Georgian Bay (Barr McGill, K.)	04:06.052	
2	7	USA Calm Waters (Hollings, C.)	04:09.375	03.323
3	3	USA Dallas (Tomaseski, G.)	04:12.272	06.220
4	5	USA Miami Rowing Club (Ortiz, Y.)	04:20.449	14.397
5	1	USA Pocock (Aguda, C.)	04:42.962	36.910
6	4	DEN Humlebæk Roklub (Rasmussen,	04:45.415	39.363
7	2	JPN Uozaki (Oguchi, A.)	05:12.542	01:06.490



Event #1074 Womens D 1x Final 5 (12:41) Official




Place	Lane	Entry	Time	Margin
1	4	USA Dallas (Elting, K.)	04:02.690	

Place	Lane	Entry	Time	Margin
2	5	LAT Jurmalas sports (Gosa, S.)	04:03.244	00.554
3	1	USA San Diego RC (Roth, L.)	04:25.617	22.927
4	3	USA Peachtree City Rowing Club (PARK	04:30.114	27.424
5	2	ARG Río Paraná Corrientes (Tarrago, E.)	04:32.940	30.250
-	6	USA Vero Beach Rowing (Hoffmann, K.)	DNS	-
< 1 - 6 of 6 >				

Event #1075 Womens G-M 2- Final 1 (12:46) Official

Place	Lane	Entry	Time	Margin
	3	CZE VK Slavia Praha G (Pekná, O.)	04:29.446	
	4	USA Chinook H (Brian, A.)	05:05.814	36.368
	2	USA Masters Coaching I (Shepatin, M.)	05:19.946	50.500
< 1 - 3 of 3 >				

Event #1076 Mens E 8+ Final 1 (12:52) Official

Place	Lane	Entry	Time	Margin
	0	USA Chinook (Reichart, R.)	03:05.326	
	3	USA Long Beach, Los Angeles (Kinzer, C	03:10.704	05.378
	7	INT Potomac (US), GPA (BRA) (Holland,	03:12.034	06.708
4	5	USA RollinsCRA (Lyden, S.)	03:15.197	09.871
5	2	USA Capital (Mckay, C.)	03:15.514	10.188
6	4	USA Jacksonville, Asheville Rowing Clu	03:16.844	11.518
7	6	INT All-American Rowing Camp (US), Ve	03:18.904	13.578
8	1	INT Winnipeg (CA), Pinawa (CA), Kenor	03:30.391	25.065
< 1 - 8 of 8 >				

Event #1077 Mens E 8+ Final 2 (12:55) Official

Place	Lane	Entry	Time	Margin
1	4	USA Palm Beach, Occoquan Internatio	03:06.425	
2	3	USA Riverside, Virginia, Washington Ro	03:08.855	02.430
3	7	USA New Haven (Schofield, M.)	03:12.351	05.926
4	5	INT Estrella Blanca (CL), Sausalito (CL),	03:14.718	08.293
5	6	INT Palm Beach (US), New Haven (US),	03:17.155	10.730
6	2	USA Rocky Mountain (Mas, D.)	03:18.811	12.386
7	1	INT SC Berlin-Koepenick (DE), Lookout	03:22.701	16.276



1 - 7 of 7



Event #1078 Womens B 4x Final 1 (13:00) Official

Place	Lane	Entry	Time	Margin
	0	USA Vesper, University (Mather, V.)	03:23.469	
	5	CAN Winnipeg, Ridley Graduate, Pinaw	03:25.754	02.285
	4	USA Gainesville Area Rowing, Alexandr	03:30.797	07.328
4	7	USA Carnegie Lake, Vesper (Oomen, V.)	03:32.747	09.278
5	3	USA Sarasota County, Treasure Coast, F	03:34.047	10.578
6	6	INT São Salvador (BR), Strathclyde Parl	03:42.110	18.641
7	1	BRA Naval (Bex, L.)	03:42.877	19.408
8	2	USA Baltimore (Milnor, E.)	03:56.930	33.461



1 - 8 of 8



Event #1079 Womens B 4x Final 2 (13:03) Official

Place	Lane	Entry	Time	Margin
1	7	USA Chinook (Walhart, T.)	03:28.280	

Place	Lane	Entry	Time	Margin
2	2	USA Lookout (Novak, M.)	03:29.060	00.780
3	1	CAN Winnipeg (Lefort, A.)	03:36.230	07.950
4	4	INT Neste (FI), Caloosa Coast (US), Rocl	03:41.517	13.237
5	5	USA Asheville Rowing Club, Alexandria	03:44.670	16.390
6	6	USA Annapolis RC (Iannaccone, A.)	03:52.470	24.190
7	3	INT Detroit Boat Club (US), Albert Pk - s	04:08.140	39.860




< 1 - 7 of 7 >

Event #1080 Womens B 4x Final 3 (13:06) Official

Place	Lane	Entry	Time	Margin
1	5	USA Sarasota Scullers, Peachtree City F	03:27.521	
2	2	INT Køge (DK), Ridley Graduate (CA), Nj	03:35.214	07.693
3	6	ARG San Fernando, La Marina, Argentir	03:40.304	12.783
4	4	USA Riverside, Vesper (Brundage, M.)	03:43.314	15.793
5	1	USA Texas Rowing Center (Wilson, K.)	03:45.854	18.333
6	7	USA Minneapolis Rowing Club (Rosso r	03:53.581	26.060
7	3	INT Calgary RC (CA), Chinook (US) (Blar	04:12.254	44.733

< 1 - 7 of 7 >

Event #1081 Mens H 2x Final 1 (13:11) Official

Place	Lane	Entry	Time	Margin
	2	ARG Rowing Club Argentino (peralta, e.	03:47.948	
	5	DEN Fredericia (Nielsen, F.)	03:51.845	03.897
	4	USA Fairmount (Jonik, S.)	03:59.465	11.517
4	6	USA Gainesville Area Rowing (Southwic	04:12.112	24.164

Place	Lane	Entry	Time	Margin
5	1	JPN Nagoya (Mitsuyuki, I.)	04:36.728	48.780
-	3	NOR Christiania RK (Refsum, H.)	DNS	-
-	7	PER Lima (Crosby, J.)	DNS	-

< 1 - 7 of 7 >

Event #1082 Mens H 2x Final 2 (13:14) Official

Place	Lane	Entry	Time	Margin
1	6	USA Occoquan International (Van Blo	03:38.841	
2	5	GER Tuebinger, Lauffener RC (Wilhelm	03:40.904	02.063
3	1	USA Ann Arbor RC, Cincinnati RC (Mor	03:50.814	11.973
4	7	DEN Middelfart RK, Fredericia (Bendts	04:04.894	26.053
5	4	PER Lima (Spihlmann, J.)	04:07.924	29.083
6	3	PAR Club Mbigua (Scarpetta, G.)	04:31.114	52.273
7	2	NOR Christiania RK (Olsen, J.)	04:45.344	01:06.503

< 1 - 7 of 7 >

Event #1083 Mens H 2x Final 3 (13:17) Official

Place	Lane	Entry	Time	Margin
1	6	USA Saugatuck (Schley, D.)	03:45.297	
2	1	USA Duxbury Bay Maritime School, Ur	03:49.661	04.364
3	4	IRL Tony Corcoran, Carlow (Corcoran,	03:55.951	10.654
4	5	INT Occoquan International (US), Dra	04:00.257	14.960
5	7	PER regatas union (Gamio, R.)	04:05.557	20.260
6	2	NOR Christiania RK (Flood, M.)	04:25.301	40.004
7	3	JPN Dankaigo (Shibata, N.)	04:48.559	01:03.262



1 - 7 of 7



Event #1084 Mens H 2x Final 4 (13:20) Official


Place	Lane	Entry	Time	Margin
1	2	USA Occoquan International (Borggaa	03:53.559	
2	5	USA Passaic River (FIORY, A.)	03:57.323	03.764
3	3	DEN Holstebro, Kolding (Rømer, O.)	04:11.306	17.747
4	4	NOR Christiania RK (Lysdahl, T.)	04:27.039	33.480
5	6	CAN Aviron Lachine (Bergeron, N.)	05:14.591	01:21.032
-	1	JPN Nagoya (Motoyasu, K.)	DNS	-
-	7	INT Cambridge (US), Christiania RK (N	DNS	-



1 - 7 of 7



Event #1085 Mens H 2x Final 5 (13:23) Official


Place	Lane	Entry	Time	Margin
1	7	 USA Virginia (Bosshard, S.)	04:00.438	
2	3	NOR Christiania RK (Rekkedal, T.)	04:04.371	03.933
3	5	PER Lima (De La Puente, G.)	04:17.721	17.283
4	2	USA Undine (Cantrill, J.)	04:20.408	19.970
5	6	ARG La Marina (Pardo Galan, E.)	04:26.928	26.490
6	4	SWE Stockholms RF (Ramsey, J.)	04:30.188	29.750
7	1	JPN Mitsubishi (Yamaguchi, T.)	04:34.888	34.450





1 - 7 of 7



Event #1086 Mens C 4- Final 1 (13:28) Official




Place	Lane	Entry	Time	Margin
	1	GER Rotation Berlin (Graap, T.)	03:09.754	

Place	Lane	Entry	Time	Margin
	0	UKR Kiev Masters (Dyukov, Y.)	03:14.213	04.459
	5	USA Belen Community Rowing, RowHc	03:15.434	05.680
4	3	INT Párana (AR), Club Teutonia (AR), Mi	03:21.037	11.283
5	4	CAN Georgian Bay (Rourke, D.)	03:21.417	11.663
6	7	USA Nashville (Kuttelwascher, D.)	03:22.871	13.117
7	6	BRA Riachuelo (Macedo, M.)	03:27.154	17.400
8	2	USA Riverside, Rocky Mountain (Feldm	03:43.371	33.617
< 1 - 8 of 8 >				

Event #1087 Mens C 4- Final 2 (13:31) Official


Place	Lane	Entry	Time	Margin
1	4	INT Vasco Da Gama (BR), Regatas Rosa	03:10.369	
2	5	GER Hallesche-Rvg. Böllberg u. Nel, MR	03:11.143	00.774
3	1	USA Chinook (Dickison, D.)	03:21.613	11.244
4	6	USA Fairmount (Ryan, J.)	03:24.649	14.280
5	7	BRA CABANGA, Centro Náutico Potengy	03:28.779	18.410
6	2	GER Rotation Berlin, Hersfelder (Löche	03:29.606	19.237
7	3	USA Virginia (Garbutt, D.)	03:36.619	26.250
< 1 - 7 of 7 >				

Event #1088 Womens E 4+ Final 1 (13:34) Official

Place	Lane	Entry	Time	Margin
	1	USA Chinook (Moore, A.)	03:48.482	
	3	CAN Georgian Bay (Huet, C.)	03:49.679	01.197
	6	USA CRI (Doucett, L.)	03:55.276	06.794

Place	Lane	Entry	Time	Margin
4	5	USA Halifax (Oppenheimer, D.)	04:00.182	11.700
5	2	USA Baltimore (Gamble, L.)	04:01.572	13.090
6	4	USA Carnegie Lake (Ford, R.)	04:08.839	20.357
7	7	USA Avalon (Yeager, C.)	04:49.606	01:01.124
< 1 - 7 of 7 >				

Event #1089 Womens E 4+ Final 2 (13:37) Official

Place	Lane	Entry	Time	Margin
1	5	USA Chinook (Davis, D.)	03:55.062	
2	7	INT Upper Valley Rowing (US), Vesper (04:04.798	09.736
3	3	USA Sarasota County (Ter Doest, L.)	04:04.852	09.790
4	1	USA Masters Coaching (Mathison, S.)	04:08.002	12.940
5	4	USA Annapolis RC (Yatsuk, D.)	04:10.765	15.703
6	6	 USA Jacksonville, Atlanta (Sanchez-Salaz	04:13.375	18.313
7	2	USA CRI (Diab, T.)	04:18.312	23.250
< 1 - 7 of 7 >				

Event #1090 Womens E 4+ Final 3 (13:40) Official

Place	Lane	Entry	Time	Margin
1	6	USA Chinook (Friel, H.)	03:55.189	
2	5	USA CRI (covelli, a.)	04:02.142	06.953
3	2	USA Rocket City (Jones, E.)	04:08.859	13.670
4	4	USA Masters Coaching (Raby, M.)	04:12.086	16.897
5	1	USA Texas Rowing Center (McCord, R.)	04:13.539	18.350
6	3	AUS Alan Mitchell, Albert Pk - Sth Mell	05:08.039	01:12.850



Event #1091 Mens F 1x Final 1 (13:52) Official

Place	Lane	Entry	Time	Margin
	6	AUS Essendon (Nugent, B.)	03:49.302	
	7	CAN Georgian Bay (Huet, M.)	03:55.055	05.753
	1	USA Berry Hill BC (Raisky, M.)	03:55.578	06.276
4	0	USA Hollywood Rowing Club (Logan, t	03:55.791	06.489
5	5	USA Jacksonville (McCutcheon, J.)	04:13.828	24.526
6	3	USA All-American Rowing Camp (Pres	04:25.268	35.966
7	2	ARG La Marina (Fernández, J.)	04:51.352	01:02.050
-	4	BRA Remo Adaptar (Da Silva, W.)	DNS	-



Event #1092 Mens F 1x Final 2 (13:55) Official

Place	Lane	Entry	Time	Margin
1	4	USA Pennsylvania Barge Club (Malone,	03:45.916	
2	5	USA Riverfront Recapture (Pape, S.)	03:48.779	02.863
3	1	AUS Essendon (Allsop, S.)	03:50.796	04.880
4	3	ESP Banyoles (Junca, M.)	04:02.563	16.647
5	7	USA Palm Coast (Tofal, M.)	04:09.579	23.663
6	6	DEN Humlebæk Roklub (Uhrskov, T.)	04:37.996	52.080
-	0	CAN Terrebonne (Larivière, D.)	DNS	-
-	2	USA University (Barron, T.)	DNS	-



Event #1093 Mens F 1x Final 3 (13:58) Official

Place	Lane	Entry	Time	Margin
1	5	GER RC Bergedorf (Longinus, H.)	03:47.351	
2	7	ITA Canottieri Caprera (Ponti, M.)	03:50.231	02.880
3	2	USA Rocket City (Robinson, J.)	03:53.217	05.866
4	1	RUS Ushakov (Ostrovski, L.)	03:59.054	11.703
5	3	JPN Uozaki (Naya, T.)	04:03.314	15.963
6	4	USA Washington Rowing School (Arnc	04:10.387	23.036
7	0	USA SANCA (Raker, D.)	05:30.203	01:42.852
-	6	USA Sarasota County (Alexandru, D.)	DNS	-
< 1 - 8 of 8 >				

Event #1094 Mens F 1x Final 4 (14:01) Official

Place	Lane	Entry	Time	Margin
1	0	USA Atomic Rowing (Schay, M.)	03:47.580	
2	4	DEN Furesø (Kongsbak, O.)	03:58.101	10.521
3	6	BEL Royal Club Nautique Tournai (Leul	04:03.451	15.871
4	5	USA Anchorage (Chriss, M.)	04:18.831	31.251
5	3	ISR Tel-Aviv R.C. (Rutenberg, D.)	04:24.538	36.958
6	2	USA Alliance Rowing Club (Jendzejcza	04:27.105	39.525
7	1	NOR Drammen (Sandli, P.)	04:40.041	52.461
-	7	USA University (Miller, R.)	DNS	-
< 1 - 8 of 8 >				

Event #1095 Mens F 1x Final 5 (14:04) Official

Place	Lane	Entry	Time	Margin
1	2	RUS Ushakov (Anisimov, I.)	03:51.910	

Place	Lane	Entry	Time	Margin
2	0	USA Sarasota County (Heckenstaller, D.	03:56.771	04.861
3	5	CAN Delta Deas (Norris, J.)	03:58.275	06.365
4	4	USA Baltimore (Daemen, M.)	04:05.411	13.501
5	7	USA Chinook (Jones, P.)	04:06.768	14.858
6	1	PER regatas union (Coz, A.)	04:08.848	16.938
7	6	BRA Paysandu (Beltrao Rosas, R.)	04:22.425	30.515
8	3	USA Gainesville Area Rowing (Rivkees, .	04:23.448	31.538
< 1 - 8 of 8 >				

Event #1096 Mens F 1x Final 6 (14:07) Official

Place	Lane	Entry	Time	Margin
1	4	LAT Jurmalas sports (Meikaliss, V.)	03:59.478	
2	5	USA Hollywood Rowing Club (Chavez, /	03:59.931	00.453
3	7	USA Dallas (Hamner, P.)	04:05.101	05.623
4	1	CAN Pinawa (Vilks, P.)	04:12.201	12.723
5	2	JPN Seta Rowing (Ueda, K.)	04:24.678	25.200
-	0	USA Chinook (Vegar, S.)	DNS	-
-	3	USA Baltimore (Perry, S.)	DNS	-
-	6	RUS English RC (Chikov, V.)	DNS	-
< 1 - 8 of 8 >				

Event #1097 Mens F 1x Final 7 (14:10) Official

Place	Lane	Entry	Time	Margin
1	1	AUS Mosman (Williams, M.)	03:50.860	
2	2	USA Miami Beach Rowing Club (Brand,	03:54.217	03.357

Place	Lane	Entry	Time	Margin
3	3	CAN Burnaby Lake (Dotzev, N.)	04:00.170	09.310
4	0	USA OKC Riversport (Rupert, A.)	04:01.632	10.772
5	4	JPN Seta Rowing (Shimomura, S.)	04:18.387	27.527
6	5	BRA São Salvador (Braga, A.)	04:27.153	36.293
7	7	USA Tampa Rowing Club, Inc. (Cyrus, K)	04:29.437	38.577
-	6	USA Portland BC (Otis, C.)	DNS	-
		1 - 8 of 8		

Event #1098 Mens F 1x Final 8 (14:13) Official

Place	Lane	Entry	Time	Margin
1	6	CAN Ridley Graduate (Pauls, J.)	03:59.945	
2	7	USA Miami Rowing Club (Arellano, R.)	04:10.185	10.240
3	1	USA Alexandria (Wheeler, G.)	04:14.552	14.607
4	5	 USA Virginia (Moulton, L.)	04:15.295	15.350
5	4	CZE VK Neratovice (Brunhofer, J.)	04:22.068	22.123
6	3	USA Hollywood Rowing Club (hinz, j.)	04:26.058	26.113
7	2	BAH Nassau (Fletcher, P.)	05:13.308	01:13.363
-	0	BRA Clube de Remo Rio de Janeiro (S:	DNS	-
		1 - 8 of 8		

Event #1099 Mens F 1x Final 9 (14:16) Official

Place	Lane	Entry	Time	Margin
1	1	USA Palm Beach (Lill, D.)	03:57.378	
2	4	USA Saugatuck (Schley, D.)	04:01.908	04.530
3	3	GBR Dart Totnes (Atkinson, P.)	04:06.181	08.803

Place	Lane	Entry	Time	Margin
4	5	SWE Akademiska RF (Royo, G.)	04:09.488	12.110
5	2	JPN Dankaigo (Kodama, Y.)	04:11.938	14.560
6	6	USA Orlando RC (Devesa, J.)	04:55.255	57.877
-	0	USA RollinsCRA (Sullivan, C.)	DNS	-
-	7	RUS Ushakov (Astakhov, G.)	DNS	-
		< 1 - 8 of 8 >		

Event #1100 Mens F 1x Final 10 (14:19) Official

Place	Lane	Entry	Time	Margin
1	2	URU Colonia (Mendiguibel, W.)	03:59.562	
2	5	BRA Aldo Luz (de Melo, C.)	04:00.672	01.110
3	7	JPN Dankaigo (Ikeda, T.)	04:10.112	10.550
4	6	USA Fairmount (Hurley, M.)	04:37.052	37.490
5	4	USA Virginia Beach (Winters, M.)	04:44.799	45.237
-	1	USA RollinsCRA (Rodriguez, J.)	DNS	-
-	3	ITA ITA RUM (De Palma, A.)	DNS	-
		< 1 - 7 of 7 >		

Event #1101 Mens F 1x Final 11 (14:22) Official

Place	Lane	Entry	Time	Margin
1	1	GBR Dart Totnes (Stewart, R.)	03:52.984	
2	7	USA GMS Rowing (Verlin, M.)	03:57.191	04.207
3	6	USA Riverside (Kurmakov, N.)	04:03.307	10.323
4	5	JPN Seta Rowing (Adachi, A.)	04:04.374	11.390
5	3	USA Greater Lawrence Rowing (LePard,	04:11.041	18.057

Place	Lane	Entry	Time	Margin
6	4	NOR Bestumkilen RK (Punter, A.)	04:30.331	37.347
7	2	BRA Botafogo (Pereira, J.)	04:44.201	51.217
		< 1 - 7 of 7 >		

Event #1102 Womens C 4- Final 1 (14:27) Official

Place	Lane	Entry	Time	Margin
	4	USA College Club Seattle (Scull, C.)	03:33.800	
	6	USA College Club Seattle, Pocock (Canf	03:42.594	08.794
	1	USA Carnegie Lake, Asheville Rowing C	03:50.034	16.234
4	3	USA Riverside (Ruane, C.)	03:50.407	16.607
5	5	USA Chinook (Chadwell, K.)	03:52.387	18.587
6	7	USA Texas Rowing Center (Wilson, K.)	04:03.367	29.567
7	2	USA Chinook (Peterson, L.)	04:04.184	30.384
		< 1 - 7 of 7 >		

Event #1103 Womens F 2x Final 1 (14:32) Official

Place	Lane	Entry	Time	Margin
	5	USA Atomic Rowing (Dowhos-O'Gorma	04:06.300	
	6	LTU VIMK Zalgiris (Gecauskiene, B.)	04:09.667	03.367
	2	USA San Diego RC (Roth, L.)	04:15.074	08.774
4	7	USA Rocky Mountain (Pauly, K.)	04:16.264	09.964
5	3	USA Chinook (Goforth, K.)	04:21.660	15.360
6	1	CAN Pinawa, Kenora (Wilks, F.)	04:26.140	19.840
-	0	USA Washington Rowing School (Arnol	DNS	-
-	4	USA Minneapolis Rowing Club (Ping, W	DNS	-



Event #1104 Womens F 2x Final 2 (14:35) Official

Place	Lane	Entry	Time	Margin
1	3	USA Palo Alto, Martha's Moms (Pendle	03:58.995	
2	2	USA Chinook (Walters, T.)	04:02.148	03.153
3	4	CZE KVM 1881 Melník (Grudova, D.)	04:17.595	18.600
4	1	USA Newport (Duddy, E.)	04:27.938	28.943
5	6	USA Rocky Mountain (McMath, L.)	04:35.555	36.560
6	5	USA Sarasota Crew (Burke, C.)	05:03.875	01:04.880
-	7	USA Avalon (Kelly, S.)	DNS	-



Event #1105 Womens F 2x Final 3 (14:38) Official

Place	Lane	Entry	Time	Margin
1	4	INT New Haven (US), WSV Waldshut (DI	04:15.272	
2	5	USA Minneapolis Rowing Club (Peszek,	04:24.212	08.940
3	3	USA Lake County (Brown, B.)	04:27.258	11.986
4	7	USA Chinook (Diggs, A.)	04:28.735	13.463
5	2	ARG Rowing Club Argentino (Muller, A.)	04:43.975	28.703
-	1	USA Rocky Mountain (Moynihan, C.)	DNS	-
-	6	USA Potomac (Lytel, J.)	DNS	-




Event #1106 Womens F 2x Final 4 (14:41) Official

Place	Lane	Entry	Time	Margin
1	6	USA Minneapolis Rowing Club (Miller,	04:03.143	

Place	Lane	Entry	Time	Margin
2	5	NED De Hoop, RV Rijnland (Van Dam,	04:20.548	17.405
3	3	USA Orlando RC, Chicago (Cogswell, L	04:22.538	19.395
4	2	USA Rockland (Horn, L.)	04:24.338	21.195
5	1	USA Masters Coaching (Jarvis, N.)	04:31.214	28.071
6	4	INT Christiania RK (NO), Winnipeg (CA	04:54.561	51.418
7	7	USA Newport (Plon, B.)	05:05.291	01:02.148
< 1 - 7 of 7 >				

Event #1107 Mens I 1x Final 1 (14:46) Official

Place	Lane	Entry	Time	Margin
	1	USA Occoquan International (Gratwic	04:18.217	
	2	BRA Grêmio (Zembruski, E.)	04:36.416	18.199
	0	PER Lima (Ferrand, F.)	04:40.042	21.825
4	6	USA River City (Cech, J.)	04:41.390	23.173
5	5	USA Washington Rowing School (Curr	04:41.926	23.709
6	4	USA Fairmount (Killen, H.)	05:03.510	45.293
7	3	JPN Mitsubishi (Watanabe, S.)	06:21.238	02:03.021
-	7	USA Marin (Carter, L.)	DNS	-
< 1 - 8 of 8 >				

Event #1108 Mens I 1x Final 2 (14:49) Official

Place	Lane	Entry	Time	Margin
1	6	GER KRKG 1880 e.V. (Opitz, k.)	04:10.664	
2	3	LTU Akademija Remigum (Nutautas, K.)	04:27.684	17.020
3	2	PER Lima (Jimenez, F.)	04:36.251	25.587

Place	Lane	Entry	Time	Margin
4	0	USA Saugatuck (Everett, J.)	04:47.623	36.959
5	4	USA Chinook (Hurd, J.)	04:58.914	48.250
-	1	USA Cambridge (Hamilton, H.)	DNS	-
-	5	USA Lookout (Disterdick, J.)	DNS	-
-	7	USA Sarasota County (Karides, C.)	DNS	-
		< 1 - 8 of 8 >		

Event #1109 Mens I 1x Final 3 (14:52) Official

Place	Lane	Entry	Time	Margin
1	7	GER Crefeld (Busch, W.)	04:24.368	
2	2	USA Fairmount (Sargent, R.)	04:32.895	08.527
3	1	PER regatas union (Reátegui Rosselló,	04:41.365	16.997
4	0	USA Saugatuck (Pasternak, B.)	04:46.441	22.073
5	3	SUI RGZ (Wunderli, U.)	04:47.988	23.620
6	5	USA RollinsCRA (Lyden, J.)	06:32.323	02:07.955
-	4	JPN Mitsubishi (Matsuno, N.)	DNS	-
-	6	USA Chinook (Elsberg, S.)	DNS	-
		< 1 - 8 of 8 >		

Event #1110 Mens A 2- Final 1 (14:57) Official

Place	Lane	Entry	Time	Margin
	4	RUS Ushakov (Kechkin, I.)	03:27.597	
	6	CRO VK Zagreb, Jadran Zadar (Grbašić,	03:29.200	01.603
	5	 USA Jacksonville (East, C.)	03:38.188	10.591
4	2	USA New Orleans (Sgandurra, M.)	03:39.708	12.111

Place	Lane	Entry	Time	Margin
5	7	USA RollinsCRA (Granin, V.)	04:00.457	32.860
6	3	USA Riverside (Green, B.)	04:16.052	48.455
-	1	GEO National Rowing Federation of Ge	DNS	-




1 - 7 of 7

Event #1111 Mens A 2- Final 2 (15:00) Official

Place	Lane	Entry	Time	Margin
1	5	NED De Maas (Douwstra, J.)	03:40.038	
2	3	DEN Fredericia, Middelfart RK (Nielsen,	03:49.288	09.250
3	2	USA Capital (Abrams, J.)	03:51.631	11.593
4	6	USA RollinsCRA (Bagby, D.)	03:54.928	14.890
5	1	PAR Sajonia (Torres, R.)	04:26.308	46.270
-	4	USA RollinsCRA (Campbell, C.)	DNS	-

1 - 6 of 6

Event #1112 Mens D 4x Final 1 (15:05) Official

Place	Lane	Entry	Time	Margin
	2	INT Posnania (PL), RC Bergedorf (DE) (S	03:08.204	
	1	USA Rockland (Chyla, T.)	03:10.071	01.867
	5	INT S&M Rowing (US), Lima (PE), Rivers	03:11.934	03.730
4	6	CAN Georgian Bay (Rourke, D.)	03:15.024	06.820
5	7	USA Rocky Mountain (Sax, R.)	03:15.671	07.467
6	3	USA Potomac, Riverside (Folger, P.)	03:33.554	25.350
7	4	ARG Tigre Boat Club (Zwanck, J.)	03:41.321	33.117

1 - 7 of 7

Event #1113 Mens D 4x Final 2 (15:08) Official

Place	Lane	Entry	Time	Margin
1	2	CHI Estrella Blanca (Retamal, A.)	03:13.654	
2	3	INT Remo Llacolén (CL), Deportivo Aler	03:17.626	03.972
3	7	INT Asheville Rowing Club (US), Galway	03:18.066	04.412
4	5	USA CHAOS (McDonogh, R.)	03:18.259	04.605
5	4	 USA Virginia (Alexander, C.)	03:29.529	15.875
6	1	USA All-American Rowing Camp, Lookc	03:38.844	25.190
7	6	CAN Winnipeg (Lamont, A.)	03:49.436	35.782



1 - 7 of 7



Event #1114 Mens D 4x Final 3 (15:11) Official

Place	Lane	Entry	Time	Margin
1	4	USA Texas Rowing Center (Knifton, M.)	03:08.778	
2	3	RUS Ushakov (Ovechko, D.)	03:15.291	06.513
3	1	USA Chinook (Kozicz, P.)	03:17.714	08.936
4	2	USA Whitemarsh Boat Club, Pennsylvai	03:17.788	09.010
5	7	INT Vasco Da Gama (BR), Corinthians (E	03:27.324	18.546
6	5	INT Greater Dayton (US), Asociacion Cc	03:33.681	24.903
7	6	USA Halifax (Makowski, M.)	03:40.321	31.543



1 - 7 of 7



Event #1115 Mens D 4x Final 4 (15:14) Official

Place	Lane	Entry	Time	Margin
1	5	INT BARROSO (BR), GPA (BR), Potomac	03:10.929	
2	6	INT RowHouse (US), Lima (PE) (Viacava	03:12.742	01.813

Place	Lane	Entry	Time	Margin
3	2	GER Pirnaer RV, Grünau, Kettwiger RG,	03:18.847	07.918
4	3	USA Hollywood Rowing Club (Chavez, J)	03:28.574	17.645
5	1	INT Malmö (SE), Jönköpings RS (SE), Gi	03:32.434	21.505
6	4	USA Riverside, Rocky Mountain (Barne:	03:36.937	26.008

< 1 - 6 of 6 >

Event #1116 Mens D 4x Final 5 (15:17) Official

Place	Lane	Entry	Time	Margin
1	6	INT New York AC (US), RC Energia (UA),	03:10.553	
2	2	ARG La Marina, Regatas América (Mass:	03:10.850	00.297
3	5	USA Malta (Trocky, T.)	03:22.723	12.170
4	3	BRA Clube de Remo Rio de Janeiro (Sai	03:27.843	17.290
5	1	USA Rocky Mountain (Balsley, E.)	03:32.886	22.333
6	4	DEN Humlebæk Roklub (Wellendorph,	03:34.621	24.068



< 1 - 6 of 6 >

Event #1117 Womens A 2- Final 1 (15:22) Official

Place	Lane	Entry	Time	Margin
	4	USA CRI (Christmas, E.)	03:52.004	
	2	CAN Row NL (Brodie, J.)	03:56.497	04.493
	7	USA Rocky Mountain (Steavpack, L.)	04:01.277	09.273
4	0	USA Rocky Mountain (Filbrandt, V.)	04:07.246	15.242
5	1	USA CRI (Dearborn, H.)	04:10.907	18.903
6	3	USA Riverside (Cuddy, S.)	04:13.320	21.316
7	5	USA Sarasota Crew, ROCCS (Weber, H.)	04:18.030	26.026

Place	Lane	Entry	Time	Margin
-	6	INT St. Andrew BC (GB), Capital (US) (S	DNS	-
		1 - 8 of 8		

Event #1118 Mens G 4+ Final 1 (15:27) Official

Place	Lane	Entry	Time	Margin
	6	USA Occoquan International (Lowe, J.)	03:35.416	
	3	USA Chinook (Frost, D.)	03:38.086	02.670
	5	USA New Haven (Thomas, D.)	03:42.889	07.473
4	1	INT La Baie Verte (US), Seeclub Zürich (03:45.952	10.536
5	4	USA Capital (Spencer, D.)	03:49.296	13.880
6	2	USA RollinsCRA (Sheppard, H.)	03:50.899	15.483
7	7	USA Minneapolis Rowing Club (O'Sulliv	03:54.792	19.376
8	0	USA Belmont Rowing, Avalon, Capital (04:26.681	51.265
		1 - 8 of 8		

Event #1119 Mens G 4+ Final 2 (15:30) Official

Place	Lane	Entry	Time	Margin
1	2	USA Detroit Boat Club, Cambridge (Thil	03:39.207	
2	1	USA Occoquan International (Wood, T.)	03:41.284	02.077
3	5	USA Riverside, Potomac (Cook, E.)	03:47.520	08.313
4	4	INT Adelaide University (AU), Kent Mitc	03:48.637	09.430
5	3	USA San Diego RC (Hill, R.)	03:56.260	17.053
6	6	USA Tallahassee Rowing Club, OARS (v	03:59.760	20.553
7	0	USA Sarasota County, Three Rivers (Gia	04:05.293	26.086
-	7	USA Detroit Boat Club, Cambridge (Thil	DNS	-



Event #1120 Womens D 8+ Final 1 (15:35) Official

Place	Lane	Entry	Time	Margin
	6	USA College Club Seattle, Calm Waters	03:21.377	
	0	USA Chinook (Galow, L.)	03:22.380	01.003
	1	USA Atlanta (Conway, C.)	03:32.614	11.237
4	5	USA Riverside, CRI, Cambridge (Verheu	03:37.247	15.870
5	3	USA Minneapolis Rowing Club, Chinool	03:38.112	16.735
6	7	USA Annapolis RC (Iannaccone, A.)	03:46.691	25.314
7	2	ARG Argentina, San Fernando, La Marir	03:49.187	27.810
8	4	USA Rocky Mountain (Genaud, N.)	03:50.899	29.522



Event #1121 Womens D 8+ Final 2 (15:38) Official

Place	Lane	Entry	Time	Margin
1	3	USA Alexandria, Asheville Rowing Club	03:28.770	
2	6	USA Chinook (Friel, H.)	03:31.223	02.453
3	7	INT WSAP Hamburg (DE), Neste (FI), Mil	03:31.963	03.193
4	4	USA Orlando RC (Vesela, J.)	03:34.963	06.193
5	1	USA Carnegie Lake, Fairmount (Müller,	03:41.076	12.306
6	2	USA Masters Coaching (Tolson, M.)	03:43.720	14.950
7	5	USA Vero Beach Rowing, Avalon (Modrz	04:20.148	51.378






Event #1122 Womens D 8+ Final 3 (15:41) Official

Place	Lane	Entry	Time	Margin
1	5	USA Minneapolis Rowing Club (Lund, K	03:37.042	
2	1	USA Hollywood Rowing Club, Miami Ro	03:39.828	02.786
3	6	USA Texas Rowing Center (Wilson, K.)	03:42.155	05.113
4	7	USA East Arm, Masters Coaching (Cody	03:42.278	05.236
5	4	USA CRI (Sutter, C.)	03:45.922	08.880
6	3	USA Halifax (Oppenheimer, D.)	03:54.175	17.133
7	2	INT Detroit Boat Club (US), Albert Pk - s	04:16.633	39.591


< 1 - 7 of 7 >


Event #1123 Womens G 1x Final 1 (15:46) Official

Place	Lane	Entry	Time	Margin
	4	USA Riverside (Widgery, C.)	04:32.379	
	6	USA Rio Salado (balchev, i.)	04:39.989	07.610
	5	NED De Hoop (Van Dam, E.)	04:50.662	18.283
4	7	USA Chinook (Whidden, R.)	05:05.516	33.137
5	1	JPN Seta Rowing (Nagase, N.)	05:05.916	33.537
6	3	POL Posnania (Wasilewska, R.)	05:22.131	49.752
7	2	USA Sarasota Crew (Simpson, L.)	05:50.476	01:18.097


< 1 - 7 of 7 >

Event #1124 Womens G 1x Final 2 (15:49) Official




Place	Lane	Entry	Time	Margin
1	1	 USA Union (Hutton, H.)	04:32.232	
2	7	NED RV Rijnland (Brouwer-Vogel, L.)	04:42.184	09.952
3	2	USA Chinook (Brian, A.)	04:49.487	17.255

Place	Lane	Entry	Time	Margin
4	6	 USA Tulsa (Bridges, T.)	04:49.884	17.652
5	4	JPN Uozaki (Nishikawa, K.)	06:24.875	01:52.643
-	3	USA Caloosa Coast (Schuette, J.)	DNS	-
-	5	CAN Winnipeg (Kirby, S.)	DNS	-
< 1 - 7 of 7 >				




Event #1125 Mens J-M 4+ Final 1 (15:54) Official

Place	Lane	Entry	Time	Margin
	3	INT Christiania RK (NO), Colorado Rowi	05:04.891	
< 1 - 1 of 1 >				

Event #2000 Mens J 1x Final 1 (08:00) Official

Place	Lane	Entry	Time	Margin
	2	GER Crefeld (Busch, W.)	03:59.257	
	1	NOR Christiania RK (Narvestad, P.)	04:17.082	17.825
	5	USA Colorado Rowing (Wurster, H.)	05:15.564	01:16.307
-	3	USA RollinsCRA (Lyden, J.)	DNS	-
-	4	USA Rivanna (Collins, C.)	DNS	-
-	6	BRA Grêmio (de Almeida, M.)	DNS	-
< 1 - 6 of 6 >				

Event #2001 Womens B 8+ Final 1 (08:06) Official




Place	Lane	Entry	Time	Margin
	0	USA Chinook (Cunningham, R.)	03:27.482	
	1	INT Row NL (CA), Lookout (US) (Wadde	03:28.697	01.215
	2	USA Capital (Battistini, J.)	03:33.502	06.020

Place	Lane	Entry	Time	Margin
4	3	USA Riverside (Ruane, C.)	03:34.887	07.405
5	4	USA CRI (Christmas, E.)	03:36.112	08.630
6	5	USA Carnegie Lake, ROCCS, Jacksonvill	03:36.882	09.400
7	6	USA Orlando RC (Anderson, R.)	03:40.162	12.680
8	7	USA Rocky Mountain, Tampa Rowing C	03:41.817	14.335
< 1 - 8 of 8 >				

Event #2002 Womens B 8+ Final 2 (08:09) Official

Place	Lane	Entry	Time	Margin
1	1	USA S&M Rowing, Sarasota Scullers, Gæ	03:27.268	
2	6	USA College Club Seattle, Pocock (Scul	03:32.568	05.300
3	3	USA Alexandria, Asheville Rowing Club	03:37.595	10.327
4	5	USA Edgewater HS, Orlando RC (Peck, .	03:41.423	14.155
5	4	USA Chinook (Zaharek, G.)	03:46.443	19.175
6	7	USA Minneapolis Rowing Club, Univers	03:52.983	25.715
7	2	USA Texas Rowing Center (Granshaw, J	04:01.495	34.227
< 1 - 7 of 7 >				

Event #2003 Womens E 2- Final 1 (08:14) Official

Place	Lane	Entry	Time	Margin
	5	USA East Arm (Cody, C.)	04:09.922	
	1	USA Chinook (Hunt, A.)	04:14.422	04.500
	4	CAN Georgian Bay (o'neil, w.)	04:28.327	18.405
4	2	USA Rocky Mountain, Caloosa Coast (A	04:31.357	21.435
-	3	USA CRI (Diab, T.)	DNS	-






Event #2004 Womens E 2- Final 2 (08:17) Official

Place	Lane	Entry	Time	Margin
1	5	USA Palo Alto, Martha's Moms (Pendlet	04:14.029	
2	2	USA Chinook (Erbelding, E.)	04:15.056	01.027
3	4	USA San Diego RC (Roth, L.)	04:35.164	21.135
4	3	INT Rocky Mountain (US), Strathclyde F	04:39.239	25.210



Event #2005 Mens B 4x Final 1 (08:22) Official

Place	Lane	Entry	Time	Margin
	1	RUS Ushakov (Ovechko, D.)	03:07.876	
	7	USA S&M Rowing, All-American Rowing	03:12.946	05.070
	5	USA Fairmount (Svoboda, J.)	03:13.491	05.615
4	3	BRA CABANGA, Corinthians (De Souza,	03:21.046	13.170
5	4	USA Undine (Sullivan, S.)	03:23.251	15.375
6	2	ITA C Milano (Francesco, F.)	03:28.676	20.800
7	6	KOR Seoul Rowing Club, WITHUS Rowi	03:38.871	30.995



Event #2006 Mens B 4x Final 2 (08:25) Official

Place	Lane	Entry	Time	Margin
1	3	USA Texas Rowing Center (Borchelt, S.)	03:06.438	
2	2	UKR Cherkassy Team (Trofymenko, V.)	03:07.898	01.460
3	6	USA RollinsCRA (Aller, M.)	03:19.756	13.318
4	4	INT Potomac (US), RC Energia (UA), Gre	03:21.816	15.378

Place	Lane	Entry	Time	Margin
5	1	USA Whitemarsh Boat Club, Vesper, Riv	03:33.018	26.580
-	5	BRA GPA (Holderbaum, F.)	DNS	-
		1 - 6 of 6		

Event #2007 Mens B 4x Final 3 (08:28) Official

Place	Lane	Entry	Time	Margin
1	2	UKR Kiev Masters (Dyukov, Y.)	03:11.643	
2	5	POL Posnania, Szczecin (Szczepaniak, I)	03:11.820	00.177
3	3	USA RowHouse, Miami (Vazquez, Y.)	03:24.355	12.712
4	1	CAN Georgian Bay (Ingleton, B.)	03:30.053	18.410
5	6	USA Halifax (Greer, N.)	03:38.698	27.055
-	4	INT Vasco Da Gama (BR), Regatas Rosal	DNS	-
		1 - 6 of 6		

Event #2008 Mens E 4+ Final 1 (08:31) Official

Place	Lane	Entry	Time	Margin
	3	INT Club Teutonia (AR), All-American Ri	03:33.685	
	2	USA East Arm (Cody, j.)	03:36.710	03.025
	5	USA New Haven (Jackson, A.)	03:38.663	04.978
4	4	USA Rocky Mountain (Mas, D.)	03:45.410	11.725
5	1	USA Riverside, Rocky Mountain, Cambr	03:46.920	13.235
6	6	USA Hampton Roads (O'Brien Jr, J.)	03:54.425	20.740
		1 - 6 of 6		

Event #2009 Mens E 4+ Final 2 (08:34) Official

Place	Lane	Entry	Time	Margin
1	3	INT ARC Würzburg (DE), Corinthians (Bl	03:32.970	
2	1	USA Palm Beach, Occoquan Internatio	03:35.128	02.158
3	4	USA Capital (Mckay, C.)	03:42.083	09.113
4	2	USA OARS (Patz, B.)	03:46.360	13.390
5	5	USA Minneapolis Rowing Club, Palm Bc	03:47.885	14.915
6	6	USA Chinook (DeTeresa, S.)	03:47.995	15.025




< 1 - 6 of 6 >

Event #2010 Mens E 4+ Final 3 (08:37) Official

Place	Lane	Entry	Time	Margin
1	4	USA Los Angeles, Long Beach (Garcia-M	03:32.654	
2	2	INT Potomac (US), GPA (BRA) (Holland,	03:34.901	02.247
3	1	USA RollinsCRA (Self, N.)	03:50.464	17.810
4	6	USA Capital (Schleiger, D.)	03:54.309	21.655
5	5	JPN Mitsubishi (Yamashita, T.)	04:02.979	30.325
6	3	USA CHAOS (Gillian, J.)	04:08.314	35.660




< 1 - 6 of 6 >

Event #2011 Mens H 2- Final 1 (08:42) Official




Place	Lane	Entry	Time	Margin
	7	USA Occoquan International (Van Blom	04:02.604	
	5	SUI Polytechniker RC Zurich, Seeclub Z	04:06.104	03.500
	1	INT Kent Mitchell (US), Adelaide Univer	04:20.639	18.035
4	2	USA San Diego RC (Shuster, G.)	04:29.409	26.805
5	0	USA Sarasota County (Thetford, N.)	04:39.718	37.114

Place	Lane	Entry	Time	Margin
-	3	PAR Club Mbigua (Aguilera, G.)	DNS	-
-	4	USA Sarasota County (Heitel, K.)	DNS	-
-	6	USA Occoquan International (Borggaar	DNS	-
		1 - 8 of 8		

Event #2012 Womens H 1x Final 1 (08:47) Official


Place	Lane	Entry	Time	Margin
	2	NED RV Rijnland (Brouwer-Vogel, L.)	04:44.302	
	7	USA College Club Seattle (Gardner, J.)	04:48.689	04.387
	1	USA Minneapolis Rowing Club (Lund, K	04:50.564	06.262
4	4	POL Posnania (Pribe, D.)	04:56.264	11.962
5	5	USA Chinook (Hurd, K.)	04:57.279	12.977
6	3	USA Colorado Rowing (Wurster, M.)	05:19.159	34.857
7	0	USA Newport (Plon, B.)	05:34.518	50.216
-	6	USA Fairmount (Hogan, B.)	DNS	-
		1 - 8 of 8		

Event #2013 Mens C 8+ Final 1 (08:53) Official

Place	Lane	Entry	Time	Margin
	5	GER Hallesche-Rvg. Böllberg u. Nel, MR	03:02.724	
	2	INT Vasco Da Gama (BR), Regatas Rosal	03:07.362	04.638
	4	USA Chinook (De Bever, S.)	03:08.497	05.773
4	6	USA RollinsCRA (Frase, G.)	03:08.942	06.218
5	3	USA Asheville Rowing Club, Nashville, C	03:18.494	15.770
6	1	USA Edgewater HS (poppeliers, j.)	03:19.577	16.853



Event #2014 Mens C 8+ Final 2 (08:56) Official

Place	Lane	Entry	Time	Margin
1	5	GER Rotation Berlin, Hersfelder (Graap)	03:11.491	
2	2	INT Rockland (US), Winnipeg (CA), Pieri	03:15.816	04.325
3	4	 USA Jacksonville (East, C.)	03:16.389	04.898
4	1	USA Virginia, Potomac, Washington Ro	03:23.394	11.903
5	6	USA Potomac, Riverside (Green, B.)	03:23.499	12.008
6	3	INT Tigre Boat Club (AR), Párana (AR), M	03:30.209	18.718



Event #2015 Mens F 2x Final 1 (09:01) Official

Place	Lane	Entry	Time	Margin
	3	USA All-American Rowing Camp (Dietz,	03:39.546	
	2	AUS Essendon (Nugent, B.)	03:41.486	01.940
	4	ARG Rowing Club Argentino, Argentina	03:43.071	03.525
4	6	USA Pennsylvania Barge Club, Baltimo	03:43.191	03.645
5	1	BRA Aldo Luz (de Melo, C.)	03:44.639	05.093
6	7	USA Chinook (Kozicz, P.)	03:46.756	07.210
7	0	USA Caloosa Coast (Albert, A.)	03:52.690	13.144
8	5	CAN Winnipeg (Garfinkel, E.)	04:21.501	41.955



Event #2016 Mens F 2x Final 2 (09:04) Official

Place	Lane	Entry	Time	Margin
1	5	INT Jurmalas sports (LV), Berry Hill BC	03:39.452	

Place	Lane	Entry	Time	Margin
2	2	ARG Tigre Boat Club, San Fernando (Gi	03:43.482	04.030
3	0	USA Hollywood Rowing Club (Chavez, J	03:44.188	04.736
4	7	USA Detroit Boat Club (Lesnau, R.)	03:48.109	08.657
5	1	USA Chinook (Waddell, K.)	03:51.989	12.537
6	3	USA Columbia RC, Lookout (Elkazzaz, F	04:01.659	22.207
-	4	RUS English RC (Tyutin, D.)	DNS	-
-	6	BRA Martinelli, Santa Catarina (Neto, E.	DNS	-
< 1 - 8 of 8 >				

Event #2017 Mens F 2x Final 3 (09:07) Official

Place	Lane	Entry	Time	Margin
1	3	AUS Mosman, Essendon (Williams, M.)	03:38.486	
2	7	USA Miami Beach Rowing Club, Atomic	03:42.504	04.018
3	0	USA Palm Beach (Gasper, M.)	03:46.180	07.694
4	1	PER Lima (otero, j.)	03:48.289	09.803
5	5	INT Rowing Club Port-Marly (FR), Royal	03:51.584	13.098
6	2	USA Rocket City, Alexandria (Robinson,	03:52.674	14.188
7	6	USA Sarasota County (Higel, R.)	03:56.474	17.988
8	4	CAN Winnipeg (Lamont, A.)	04:03.599	25.113
< 1 - 8 of 8 >				

Event #2018 Mens F 2x Final 4 (09:10) Official

Place	Lane	Entry	Time	Margin
1	7	USA Texas Rowing Center (Gates, K.)	03:33.649	
2	2	RUS Ushakov (Anisimov, I.)	03:40.204	06.555

Place	Lane	Entry	Time	Margin
3	1	USA Wilmington, Chinook (Goodnow,	03:54.294	20.645
4	6	PER regatas union (Reátegui, C.)	03:54.461	20.812
5	3	USA Atlanta, Greater Houston (Hakim,	03:55.989	22.340
6	4	BRA Brasilia Cross, Naval (Schneider, I	04:26.814	53.165
7	5	USA Rocky Mountain (Esposito, D.)	04:34.244	01:00.595
< 1 - 7 of 7 >				

Event #2019 Mens F 2x Final 5 (09:13) Official

Place	Lane	Entry	Time	Margin
1	2	DEN Fredericia, Middelfart RK (Nielsen,	03:43.960	
2	5	CAN Delta Deas (Stout, R.)	03:50.210	06.250
3	1	INT Saugatuck (US), Athlone (IE) (Schle	03:52.715	08.755
4	6	USA Cape Fear (Basquill, M.)	03:56.715	12.755
5	7	USA CHAOS (Brinegar, B.)	04:40.308	56.348
-	3	USA All North Shore Crew (Lichter, S.)	DNS	-
-	4	USA Chinook (Little, D.)	DNS	-
< 1 - 7 of 7 >				

Event #2020 Mens F 2x Final 6 (09:16) Official




Place	Lane	Entry	Time	Margin
1	5	USA Northview, Minneapolis Rowing Cl	03:39.858	
2	2	USA Saugatuck, Potomac (Majd, S.)	03:45.551	05.693
3	1	USA Vero Beach Rowing, Gainesville Ar	03:51.416	11.558
4	4	PER regatas union (Coz, A.)	03:59.111	19.253
5	7	USA La Baie Verte (Shellman, R.)	04:08.996	29.138

Place	Lane	Entry	Time	Margin
6	3	ARG Tigre Boat Club, Rowing Club Arge	04:19.976	40.118
7	6	INT RV Dorsten (DE), Aviron Lachine (C/	04:32.586	52.728
		<	1 - 7 of 7	>

Event #2021 Mens F 2x Final 7 (09:19) Official

Place	Lane	Entry	Time	Margin
1	1	USA Malta (Trocky, T.)	03:42.743	
2	2	GBR Dart Totnes (Stewart, R.)	03:43.696	00.953
3	6	USA New Haven (Duthie, I.)	04:00.853	18.110
4	4	JPN Dankaigo (Kodama, Y.)	04:01.118	18.375
5	5	INT Furesø (DK), Bestumkilen RK (NO) (04:06.768	24.025
6	3	USA RollinsCRA (Rodriguez, J.)	04:08.183	25.440
-	7	USA Occoquan International, Portland	DNS	-
		<	1 - 7 of 7	>

Event #2022 Womens C 4x Final 1 (09:24) Official

Place	Lane	Entry	Time	Margin
	5	USA Vesper, University (Mather, V.)	03:34.466	
	2	INT Strathclyde Park (GB), São Salvado	03:35.956	01.490
	1	USA College Club Seattle, Pocock, Caln	03:36.471	02.005
4	3	CAN Winnipeg (Lefort, A.)	03:41.161	06.695
5	4	USA Gainesville Area Rowing, Jacksonv	03:45.516	11.050
6	6	USA Orlando RC (Plas, C.)	03:53.126	18.660
7	7	USA Baltimore (Lawrence, E.)	03:59.491	25.025
		<	1 - 7 of 7	>

Event #2023 Womens C 4x Final 2 (09:27) Official

Place	Lane	Entry	Time	Margin
1	3	USA Sarasota Scullers, Peachtree City F	03:30.380	
2	5	USA Chinook (Walhart, T.)	03:39.492	09.112
3	6	CAN Winnipeg, Pinawa (Taylor, T.)	03:49.712	19.332
4	2	USA Riverside (Main, C.)	03:52.107	21.727
5	4	USA Carnegie Lake, Vesper (Pollini, A.)	03:53.452	23.072
6	1	INT Greater Dayton (US), Pocock (US), /	04:00.087	29.707
7	7	USA Atlanta (Zurawski, C.)	04:06.297	35.917



1 - 7 of 7



Event #2024 Womens C 4x Final 3 (09:30) Official

Place	Lane	Entry	Time	Margin
1	3	INT Victoria Lake (ZA), Caloosa Coast (L	03:43.785	
2	5	USA Rocky Mountain (Evans, T.)	03:47.827	04.042
3	4	USA College Club Seattle (Brown, K.)	03:50.767	06.982
4	2	ARG San Fernando, La Marina, Club Col	03:51.092	07.307
5	1	USA Baltimore (Turtle, E.)	03:56.482	12.697
6	6	USA Chinook (Peterson, L.)	03:58.762	14.977
7	7	USA Texas Rowing Center (Lafferty, D.)	04:00.997	17.212



1 - 7 of 7



Event #2025 Womens C 4x Final 4 (09:33) Official

Place	Lane	Entry	Time	Margin
1	6	USA Atomic Rowing, Nashville (Dowho:	03:46.760	
2	2	DEN Humlebæk Rokklub (Porsmose, M.)	03:49.756	02.996

Place	Lane	Entry	Time	Margin
3	4	INT Detroit Boat Club (US), Albert Pk - ξ	03:50.214	03.454
4	3	USA Sarasota Crew (Horler, K.)	03:50.712	03.952
5	5	USA Rocky Mountain (Pauly, K.)	03:52.083	05.323
6	7	CAN Calgary RC, Georgian Bay (Blandfc	04:05.827	19.067
7	1	USA Annapolis RC (Tansey, B.)	04:12.543	25.783




< 1 - 7 of 7 >

Event #2026 Womens C 4x Final 5 (09:36) Official

Place	Lane	Entry	Time	Margin
1	7	USA Dallas, Texas Rowing Center (Ton	03:35.081	
2	1	CAN Georgian Bay (Barr McGill, K.)	03:36.371	01.290
3	5	INT Køge (DK), Ridley Graduate (CA), ↑	03:37.441	02.360
4	3	USA Miami Rowing Club (Ortiz, Y.)	03:54.649	19.568
5	4	USA Halifax (Bell, E.)	04:00.941	25.860
6	2	CZE VK Smíchov (Cervinkova, L.)	04:16.054	40.973
7	6	USA Rocky Mountain (Fortune, A.)	04:53.911	01:18.830





< 1 - 7 of 7 >

Event #2027 Mens I 8+ Final 1 (09:41) Official

Place	Lane	Entry	Time	Margin
	4	INT Occoquan International (US), Marir	03:35.892	
	5	INT Marin (US), Saugatuck (US), Christi	03:54.832	18.940
	2	INT Rocky Mountain (US), Detroit Boat	04:11.849	35.957
4	3	JPN Mitsubishi (Okuda, M.)	04:12.394	36.502

< 1 - 4 of 4 >

Event #2028 Womens F 4+ Final 1 (09:46) Official

Place	Lane	Entry	Time	Margin
	6	USA Chinook (Lancaster, J.)	04:04.713	
	1	USA Annapolis RC (Yatsuk, D.)	04:08.116	03.403
	5	USA Orlando RC (Watson, K.)	04:12.366	07.653
4	2	INT WSAP Hamburg (DE), Vesper (US), I	04:13.616	08.903
5	3	 USA Jacksonville (Frampton, J.)	04:17.706	12.993
6	4	USA Genesee, Capital, Sarasota County	04:45.811	41.098
< 1 - 6 of 6 >				

Event #2029 Womens F 4+ Final 2 (09:49) Official




Place	Lane	Entry	Time	Margin
1	1	USA Chinook (Pederson, J.)	04:03.500	
2	6	USA Rocket City (Jones, E.)	04:09.935	06.435
3	5	USA Carnegie Lake, Fairmount (Ford, R	04:10.300	06.800
4	2	USA Masters Coaching (Reid, S.)	04:24.200	20.700
5	4	USA Sarasota Crew (Guttek, S.)	04:29.520	26.020
6	3	AUS Alan Mitchell, Albert Pk - Sth Melb	04:59.925	56.425
< 1 - 6 of 6 >				

Event #2030 Womens F 4+ Final 3 (09:52) Official

Place	Lane	Entry	Time	Margin
1	4	USA Chinook (Davis, D.)	03:58.000	
2	6	USA Vesper, New Haven, Atlanta (Hingl	04:07.945	09.945
3	2	USA Atlanta (Balaun, N.)	04:09.625	11.625
4	5	USA CRI (Martini, C.)	04:11.095	13.095

Place	Lane	Entry	Time	Margin
5	1	USA Masters Coaching (Klingaman, D.)	04:14.630	16.630
6	3	USA Avalon (Kelly, S.)	04:44.503	46.503
< 1 - 6 of 6 >				




Event #2031 Womens I-M 2x Final 1 (10:04) Official

Place	Lane	Entry	Time	Margin
	3	USA Fairmount, Pocock I (Sargent, S.)	04:38.958	
	2	INT USV TU Dresden (DE), Colorado Ro	04:41.148	02.190
	4	USA Miami Rowing Club, Chester River	04:54.928	15.970
4	5	USA Masters Coaching I (Shepatin, M.)	05:23.895	44.937
< 1 - 4 of 4 >				

Event #2032 Mens A 4- Final 1 (10:10) Official

Place	Lane	Entry	Time	Margin
	2	RUS Ushakov (Ovechko, D.)	03:02.298	
	3	USA Miami Beach Rowing Club (Pryved	03:06.248	03.950
	1	USA Chicago (Gordon, J.)	03:15.158	12.860
4	5	INT Vasco Da Gama (BR), Regatas Rosa	03:24.016	21.718
5	4	USA New Orleans (Huppi, J.)	03:28.431	26.133
< 1 - 5 of 5 >				

Event #2033 Mens D 1x Final 1 (10:15) Official

Place	Lane	Entry	Time	Margin
	7	USA Undine (Weaver, R.)	03:43.369	
	2	GBR Putney Town (Boileau (Ali), E.)	03:46.334	02.965
	5	USA S&M Rowing (Brown, M.)	03:52.444	09.075

Place	Lane	Entry	Time	Margin
4	4	USA Pioneer Valley Riverfront Club (Mo	03:52.539	09.170
5	3	DEN Nyborg (Sorensen, B.)	03:59.099	15.730
6	6	ARG Argentina (Caggianessa, J.)	04:03.189	19.820
7	1	USA Rocky Mountain (Flanigan, C.)	04:05.089	21.720
8	0	BRA Centro Náutico Potengy (pereira ju	04:11.461	28.092
< 1 - 8 of 8 >				

Event #2034 Mens D 1x Final 2 (10:18) Official

Place	Lane	Entry	Time	Margin
1	2	BRA Martinelli (Vieira, L.)	03:51.852	
2	0	USA Texas Rowing Center (Knifton, M.)	03:52.447	00.595
3	1	PER Lima (de la Flor, E.)	03:59.465	07.613
4	3	USA Malta (Cutler, J.)	03:59.620	07.768
5	5	USA Rocky Mountain (Banegas, R.)	04:00.092	08.240
6	6	DEN Middelfart RK (Olesen, H.)	04:06.152	14.300
7	7	USA Halifax (Power, T.)	04:32.197	40.345
-	4	BRA Remo Adaptar (Da Silva, R.)	DNS	-
< 1 - 8 of 8 >				

Event #2035 Mens D 1x Final 3 (10:21) Official

Place	Lane	Entry	Time	Margin
1	2	DEN Sorø (Rasmussen, K.)	03:44.051	
2	1	USA Chinook (Boxer Wachler, B.)	03:49.943	05.892
3	3	BRA Centro Náutico Potengy (Carvalho	03:50.228	06.177
4	6	USA Texas Rowing Center (Cornet, E.)	04:01.976	17.925

Place	Lane	Entry	Time	Margin
5	0	USA Potomac (Caudron, E.)	04:05.632	21.581
6	7	BRA Naval (Ribeiro, R.)	04:26.163	42.112
7	4	USA NeuBayern (Eierle, C.)	04:39.588	55.537
-	5	LAT Majori (Lazdenieks, A.)	DNS	-
		<	1 - 8 of 8	>

Event #2036 Mens D 1x Final 4 (10:24) Official

Place	Lane	Entry	Time	Margin
1	0	USA RowHouse (Posse, J.)	03:47.180	
2	3	MEX España (Schnippenkoetter, M.)	03:48.454	01.274
3	1	ARG Regatas América (Gonzalez, O.)	03:49.369	02.189
4	5	USA Atlanta (Cloherty, W.)	03:54.496	07.316
5	4	DEN Humlebæk Roklub (Jensen, C.)	03:57.506	10.326
6	7	USA Greater Columbus (Bozenski, P.)	04:02.291	15.111
7	6	BRA Riachuelo (Macedo, M.)	04:09.151	21.971
8	2	USA Belmont Rowing (Callahan, S.)	04:24.546	37.366
		<	1 - 8 of 8	>

Event #2037 Mens D 1x Final 5 (10:27) Official

Place	Lane	Entry	Time	Margin
1	6	USA Nashville (Kuttelwascher, D.)	03:42.883	
2	0	ARG La Marina (Massaccesi, C.)	03:52.377	09.494
3	5	RSA Victoria Lake (Johnson, I.)	03:56.473	13.590
4	1	USA Atomic Rowing (Rogers, J.)	03:59.023	16.140
5	3	USA RowHouse (Sanchez, C.)	04:04.188	21.305

Place	Lane	Entry	Time	Margin
6	7	USA Navesink River Rowing (Crilly, J.)	04:07.153	24.270
7	4	BRA Martinelli (Neto, E.)	04:42.933	01:00.050
8	2	JPN Uozaki (Mimura, Y.)	04:52.018	01:09.135

< 1 - 8 of 8 >

Event #2038 Mens D 1x Final 6 (10:30) Official

Place	Lane	Entry	Time	Margin
1	4	USA Row Brevard (Crossley, B.)	03:49.270	
2	2	NOR Moss RK (Johannesen, J.)	03:55.218	05.948
3	6	CHI Estrella Blanca (Guzman, O.)	04:00.383	11.113
4	1	CAN Kenora (Wehner, T.)	04:04.893	15.623
5	0	USA Rocky Mountain (Sax, R.)	04:07.687	18.417
6	7	USA RowHouse (Cereceda, K.)	04:12.998	23.728
7	5	USA Palm Coast (Alford, R.)	04:18.983	29.713
8	3	BRA Clube União (Madruga, F.)	04:56.015	01:06.745

< 1 - 8 of 8 >

Event #2039 Mens D 1x Final 7 (10:33) Official

Place	Lane	Entry	Time	Margin
1	0	CHI Estrella Blanca (Retamal, A.)	03:50.355	
2	5	GER Kettwiger RG (Chavez Tores, R.)	03:55.231	04.876
3	3	PER Lima (Rivero, J.)	03:55.556	05.201
4	6	BRA CR Bandeirantes (Barbosa Rodrigu	04:01.881	11.526
5	4	USA Rocky Mountain (Esposito, D.)	04:28.176	37.821
6	2	NOR Christiania RK (Riktor, R.)	04:29.401	39.046

Place	Lane	Entry	Time	Margin
7	7	USA Greater Dayton (White, B.)	04:35.041	44.686
-	1	USA Naples (Jaron, S.)	DNS	-
		<	1 - 8 of 8	>

Event #2040 Mens D 1x Final 8 (10:36) Official

Place	Lane	Entry	Time	Margin
1	6	USA River City (Griffith, J.)	03:38.192	
2	4	ESP Trasmerano (Garay, A.)	03:40.257	02.065
3	5	USA Undine (Rowe, F.)	03:48.907	10.715
4	1	CAN Georgian Bay (Garms, J.)	03:56.942	18.750
5	7	POR Cerveira Remo (Baixinho, H.)	04:00.682	22.490
6	0	USA CHAOS (Bukowski, T.)	04:04.286	26.094
7	2	CHI Remo Llacolén (Munnier, C.)	04:09.982	31.790
8	3	BRA GPA (Cunha, A.)	04:33.292	55.100
		<	1 - 8 of 8	>

Event #2041 Mens D 1x Final 9 (10:39) Official

Place	Lane	Entry	Time	Margin
1	4	USA CHAOS (McDonogh, R.)	03:51.672	
2	3	CAN Calgary RC (Toth, T.)	03:53.232	01.560
3	5	USA Potomac (Pietra, P.)	03:59.077	07.405
4	1	DEN Humlebæk Rokklub (Probst, C.)	04:05.792	14.120
5	2	BRA Corinthians (Pereira, F.)	04:23.067	31.395
6	6	USA Greater Columbus (Sellars, D.)	04:31.697	40.025
-	7	AUS Essendon (Nugent, B.)	DNS	-



Event #2042 Mens D 1x Final 10 (10:42) Official

Place	Lane	Entry	Time	Margin
1	6	GER RC Bergedorf (Longinus, H.)	03:50.477	
2	2	USA Riverfront Recapture (Pape, S.)	03:55.272	04.795
3	3	BRA São Salvador (Braga, A.)	04:23.892	33.415
4	5	USA All-American Rowing Camp (Pres	04:24.462	33.985
5	4	ISR Tel-Aviv R.C. (Rutenberg, D.)	04:36.412	45.935
6	1	DEN Humlebæk Roklub (Strudahl, K.)	05:08.497	01:18.020
-	7	USA Baltimore (Perry, S.)	DNS	-






Event #2043 Mens G 4- Final 1 (10:47) Official

Place	Lane	Entry	Time	Margin
	0	USA Occoquan International (Lowe, J.)	03:29.580	
	5	INT New Haven (US), Dart Totnes (GB) (03:33.723	04.143
	1	USA Detroit Boat Club (Thibault, M.)	03:34.038	04.458
4	6	USA Riverside (Barnes, G.)	03:38.263	08.683
5	3	USA Occoquan International (Wood, T.)	03:39.488	09.908
6	7	USA Minneapolis Rowing Club (Johnso	03:40.078	10.498
7	4	USA Chinook (Frost, D.)	03:46.798	17.218
8	2	USA Rocky Mountain (Stevens, P.)	03:56.233	26.653



Event #2044 Womens A 2x Final 1 (10:52) Official

Place	Lane	Entry	Time	Margin
	5	USA New Orleans, Passaic River (Huppi)	03:45.019	
	4	BRA Universidade de Sao Paulo, Clube	03:52.509	07.490
	6	CAN Row NL (Brodie, J.)	03:52.959	07.940
4	7	USA Renton (Tacionyte, D.)	03:57.189	12.170
5	2	PAR Sajonia, Paraguayo-Aleman (Alons)	03:57.719	12.700
6	3	USA Rocky Mountain (Steavpack, L.)	04:16.619	31.600
-	1	USA SANCA (Farrell, M.)	DNS	-
< 1 - 7 of 7 >				

Event #2045 Womens A 2x Final 2 (10:55) Official




Place	Lane	Entry	Time	Margin
1	2	MEX Remo México (Wiechers, M.)	03:43.843	
2	1	CHI Estrella Blanca (Valdes, M.)	03:47.433	03.590
3	6	USA Riverside (Minc, S.)	03:56.008	12.165
4	3	CAN Winnipeg (Brown, V.)	03:57.003	13.160
5	4	USA Rocky Mountain (Genaud, N.)	04:01.493	17.650
6	5	USA Sarasota Crew, ROCCS (Weber, H.)	04:08.443	24.600
7	7	USA Texas Rowing Center (Houtz, A.)	04:29.653	45.810
< 1 - 7 of 7 >				

Event #2046 Womens A 2x Final 3 (10:58) Official

Place	Lane	Entry	Time	Margin
1	3	USA Vesper (Kaplan, S.)	03:40.693	
2	2	USA Sarasota Scullers (Wiegandt, K.)	03:43.268	02.575
3	4	CAN Winnipeg (Taylor, T.)	03:46.633	05.940

Place	Lane	Entry	Time	Margin
4	6	DEN Køge, Roforeningen KVIK (Gravad,	03:48.628	07.935
5	5	USA Sarasota Crew, Gainesville Area Rc	03:55.293	14.600
6	7	USA Alexandria, Texas Rowing Center (I	03:55.918	15.225
7	1	USA Alexandria (Tran, G.)	04:06.273	25.580
< 1 - 7 of 7 >				

Event #2047 Mens K-M 1x Final 1 (11:03) Official

Place	Lane	Entry	Time	Margin
	5	USA Rivanna L (Collins, C.)	04:53.179	
	3	USA Casitas Rowing K (Tanhauser, D.)	04:55.112	01.933
	4	NOR Christiania RK L (Ahlsand, T.)	05:37.509	44.330
4	2	BRA Santa Catarina M (Maia Martins, O.	05:49.802	56.623
-	1	USA RollinsCRA K (Lyden, J.)	DNS	-
< 1 - 5 of 5 >				

Event #2048 Mens B 4+ Final 1 (11:09) Official

Place	Lane	Entry	Time	Margin
	1	INT Ushakov (RU), Chinook (USA) (Over	03:13.914	
	3	USA Chicago (Acuff, B.)	03:20.272	06.358
	7	USA Capital (Abrams, J.)	03:24.157	10.243
4	0	USA Jacksonville, Asheville Rowing Clu	03:31.581	17.667
5	4	USA RowHouse, Miami Rowing Club, As	03:35.377	21.463
6	2	USA Chinook (Paquette, S.)	03:37.142	23.228
7	6	USA Riverside, Cambridge (Feldman, M	03:40.781	26.867
8	5	USA Avalon, Columbia RC, Belmont Ro	03:55.207	41.293



Event #2049 Mens E 2- Final 1 (11:14) Official

Place	Lane	Entry	Time	Margin
	7	INT ARC Würzburg (DE), Corinthians (Bl	03:42.921	
	0	USA Riverside (Milne, G.)	03:47.550	04.629
	6	USA Virginia (Barth, O.)	03:56.414	13.493
4	3	USA Long Beach (Pagnanelli, C.)	04:00.139	17.218
5	2	BRA GUAJARÁ (Monteiro Lobato, B.)	04:06.539	23.618
6	1	USA CRI (Lynch, R.)	04:06.819	23.898
7	5	ARG Río Paraná Corrientes (Torrent, J.)	04:08.829	25.908
-	4	CAN Pinawa, Kenora (Vilks, P.)	DNS	-



Event #2050 Mens E 2- Final 2 (11:17) Official

Place	Lane	Entry	Time	Margin
1	2	CHI Sausalito (Aravena, H.)	03:42.455	
2	4	PER Lima (Las Casas, G.)	03:43.120	00.665
3	1	USA Occoquan International (Ives, E.)	03:43.695	01.240
4	6	BRA Martinelli (Teixeira, A.)	03:47.110	04.655
5	7	USA La Baie Verte (Engelhardt, S.)	04:02.560	20.105
-	3	USA CRI (Kovacs, S.)	DNS	-
-	5	USA CHAOS (Bukowski, T.)	DNS	-



Event #2051 Mens E 2- Final 3 (11:20) Official

Place	Lane	Entry	Time	Margin
1	7	USA New Haven (Schofield, M.)	03:40.763	
2	2	INT Jurmalas sports (LV), Ushakov (RU)	03:44.853	04.090
3	6	IRL Cappoquin (Murray, M.)	03:46.193	05.430
4	5	USA East Arm (Cody, j.)	03:48.023	07.260
5	4	BRA Paysandu (Seabra, I.)	03:55.178	14.415
6	1	USA Washington Rowing School (Plog,	03:59.728	18.965
-	3	NED De Maas (Pronk, P.)	DNS	-
< 1 - 7 of 7 >				

Event #2052 Womens D 4- Final 1 (11:25) Official





Place	Lane	Entry	Time	Margin
	4	USA Calm Waters, College Club Seattle	03:38.442	
	1	USA College Club Seattle (Canfield, T.)	03:41.842	03.400
	2	USA Chinook (Galow, L.)	03:44.807	06.365
4	6	USA Texas Rowing Center, Dallas (Wilsc	03:47.937	09.495
5	5	USA Carnegie Lake, Vesper (Ford, R.)	03:52.342	13.900
6	7	USA CRI (Sutter, C.)	03:56.872	18.430
-	3	UKR Mala Flotilia (Tetiana, S.)	DNS	-
< 1 - 7 of 7 >				

Event #2053 Womens D 4- Final 2 (11:28) Official

Place	Lane	Entry	Time	Margin
1	1	USA East Arm (Cody, C.)	03:44.888	
2	6	USA Chinook (Morrison, C.)	03:49.793	04.905
3	4	USA Minneapolis Rowing Club (Mazull	03:50.758	05.870

Place	Lane	Entry	Time	Margin
4	7	USA Miami Rowing Club, Halifax (Ortiz	04:13.298	28.410
5	2	USA CRI (Welsh, T.)	04:34.703	49.815
6	3	USA Riverside (Verheul, A.)	05:17.801	01:32.913
-	5	USA Texas Rowing Center (McCord, R.	DNS	-
		< 1 - 7 of 7 >		

Event #2054 Womens G 2x Final 1 (11:33) Official

Place	Lane	Entry	Time	Margin
	5	INT RV Rijnland (NL), Upper Valley Ro	04:02.461	
	4	NED De Hoop, RV Rijnland (Van Dam,	04:07.018	04.557
	3	 USA Union (Donahue, S.)	04:11.298	08.837
4	0	USA Chinook (Cann, A.)	04:18.998	16.537
5	6	USA Newport (Jennings, G.)	04:37.538	35.077
6	7	USA Sarasota Crew (Gulash, J.)	04:57.358	54.897
7	2	JPN Seta Rowing (Nakanishi, M.)	05:28.813	01:26.352
-	1	USA Avalon (Lance, L.)	DNS	-
		< 1 - 8 of 8 >		


Event #2055 Womens G 2x Final 2 (11:36) Official

Place	Lane	Entry	Time	Margin
1	6	USA Palo Alto, College Club Seattle (Pei	04:10.167	
2	0	INT Fredensborg (DK), Christiania RK (†	04:21.731	11.564
3	1	USA Chinook (Diggs, A.)	04:25.147	14.980
4	2	POL Posnania (Pribe, D.)	04:26.007	15.840
5	3	USA Masters Coaching (Klingaman, D.)	04:35.292	25.125

Place	Lane	Entry	Time	Margin
6	5	USA Hollywood Rowing Club (Lewis, L.)	04:42.852	32.685
7	4	JPN Seta Rowing (Ota, H.)	04:55.007	44.840
8	7	USA Vero Beach Rowing, Vesper (Merk-	04:55.292	45.125

< 1 - 8 of 8 >

Event #2056 Mens H 4x Final 1 (11:41) Official

Place	Lane	Entry	Time	Margin
	4	INT Cincinnati RC (US), La Baie Verte (U	03:33.512	
	6	INT Christiania RK (NO), Occoquan Inte	03:36.097	02.585
	2	BRA Grêmio (Dias Flor, M.)	03:37.442	03.930
4	3	USA Sarasota County (Giannini, R.)	03:48.862	15.350
5	5	USA Chinook (Kopf, C.)	03:56.397	22.885
6	1	JPN Dankaigo, Mitsubishi, Seta Rowing	04:09.062	35.550

< 1 - 6 of 6 >

Event #2057 Mens H 4x Final 2 (11:44) Official




Place	Lane	Entry	Time	Margin
1	3	USA Occoquan International (Van Blo	03:29.822	
2	5	DEN Fredericia, Middelfart RK (Nielser	03:32.197	02.375
3	2	INT Athlone (IE), Cambridge (US), Carl	03:34.494	04.672
4	6	USA Rocky Mountain (Stevens, P.)	03:55.947	26.125
5	4	NOR Christiania RK (Olsen, J.)	04:49.942	01:20.120
-	1	USA Saugatuck (Schley, D.)	DNS	-

< 1 - 6 of 6 >


Event #2058 Mens H 4x Final 3 (11:47) Official

Place	Lane	Entry	Time	Margin
1	1	GER Tuebinger, Lauffener RC, RG Wetzl.	03:30.796	
2	5	INT Marin (US), Christiania RK (NO), De	03:37.496	06.700
3	4	USA Passaic River, Undine (FIORY, A.)	03:47.961	17.165
4	3	NOR Christiania RK (Flood, M.)	03:55.526	24.730
5	2	USA Amoskeag (Shields, M.)	04:14.118	43.322
< 1 - 5 of 5 >				

Event #2059 Womens B 2- Final 1 (11:52) Official

Place	Lane	Entry	Time	Margin
	1	GBR Strathclyde Park (Connal, G.)	03:53.078	
	3	BRA Naval (Bex, L.)	03:54.976	01.898
	4	USA Minneapolis Rowing Club (Rosso n	04:01.456	08.378
4	5	USA Caloosa Coast (Lahtinen, A.)	04:16.231	23.153
-	2	USA Alexandria (Jones, P.)	DNS	-
< 1 - 5 of 5 >				

Event #2060 Womens E 1x Final 1 (11:57) Official

Place	Lane	Entry	Time	Margin
	1	LAT Jurmalas sports (Gosa, S.)	04:07.734	
	4	CAN Georgian Bay (Barr McGill, K.)	04:09.336	01.602
	3	USA Minneapolis Rowing Club (Miller, K	04:15.589	07.855
4	7	USA Atomic Rowing (Dowhos-O'Gorma	04:27.189	19.455
5	6	USA Atlanta (Leigh, L.)	04:33.509	25.775
6	5	ARG Río Paraná Corrientes (Tarrago, E.)	04:34.229	26.495
7	2	USA Peachtree City Rowing Club (PARK	04:41.048	33.314

Place	Lane	Entry	Time	Margin
8	0	USA Sarasota Crew (Landy, T.)	04:49.238	41.504
		<	1 - 8 of 8	>

Event #2061 Womens E 1x Final 2 (12:00) Official

Place	Lane	Entry	Time	Margin
1	1	CAN Georgian Bay (Huet, C.)	04:13.104	
2	2	USA Chinook (Erbelding, E.)	04:15.151	02.047
3	7	LTU VIMK Zalgiris (Graziene, N.)	04:21.029	07.925
4	4	USA Sarasota County (Currey, T.)	04:29.034	15.930
5	6	USA Rocket City (Winters, D.)	04:34.859	21.755
6	3	BRA Grêmio (Oliveira Mello, R.)	05:02.846	49.742
-	0	USA RowHouse (Lubarsky, C.)	DNS	-
-	5	USA Station L (Wood, S.)	DNS	-
		<	1 - 8 of 8	>

Event #2062 Womens E 1x Final 3 (12:03) Official

Place	Lane	Entry	Time	Margin
1	2	CAN Georgian Bay (Barr, D.)	04:11.911	
2	5	USA Vesper (James, A.)	04:17.586	05.675
3	3	USA Sarasota County (Ter Doest, L.)	04:24.726	12.815
4	0	USA Minneapolis Rowing Club (Schley)	04:38.075	26.164
5	4	BRA Universidade de Sao Paulo (Levir)	04:39.466	27.555
6	1	USA Rocky Mountain (Pauly, K.)	04:42.931	31.020
7	7	USA Washington Rowing School (Arnc)	04:49.791	37.880
8	6	MDA Dinamo Tiraspol (Derevenco, T.)	05:12.871	01:00.960



Event #2063 Womens E 1x Final 4 (12:06) Official

Place	Lane	Entry	Time	Margin
1	2	USA DWRA Detroit (Kirchhoff, R.)	04:02.660	
2	4	USA Washington Rowing School (Cole,	04:23.890	21.230
3	6	CAN Ridley Graduate (Krahulec, L.)	04:28.720	26.060
4	1	USA San Diego RC (Roth, L.)	04:30.790	28.130
5	7	USA Potomac (porter, I.)	04:39.880	37.220
6	3	USA Newport (Rappaport, J.)	04:44.565	41.905
7	5	BRA Martinelli (Rohden, L.)	04:52.480	49.820



Event #2064 Mens C 2x Final 1 (12:18) Official

Place	Lane	Entry	Time	Margin
	2	DEN Sorø (Rasmussen, K.)	03:18.264	
	1	UKR Kiev Masters (Dyukov, Y.)	03:28.084	09.820
	0	USA Fairmount (Ryan, J.)	03:41.297	23.033
4	4	BRA Clube de Remo Rio de Janeiro (Ro	03:42.794	24.530
5	6	ITA C Milano (Paolo, M.)	03:42.939	24.675
6	3	USA Rocky Mountain (Schultz, C.)	03:43.394	25.130
7	7	USA Halifax (Power, T.)	03:45.574	27.310
8	5	USA CHAOS (Gillian, J.)	03:47.249	28.985



Event #2065 Mens C 2x Final 2 (12:21) Official

Place	Lane	Entry	Time	Margin
1	4	USA Texas Rowing Center (Knifton, M.)	03:24.834	
2	5	BRA Vasco Da Gama (Dalpiaz Payeras, P)	03:29.389	04.555
3	6	CAN Georgian Bay (Halpin, D.)	03:29.884	05.050
4	1	INT GPA (BR), Thames (GB) (Cordal, C.)	03:32.134	07.300
5	2	USA Greater Dayton (Walz, E.)	03:36.984	12.150
6	0	USA RollinsCRA (Aller, M.)	03:37.113	12.279
7	7	USA Gainesville Area Rowing (Rivkees, J)	03:45.239	20.405
8	3	ITA C Milano (Paolo, N.)	03:52.969	28.135

< 1 - 8 of 8 >

Event #2066 Mens C 2x Final 3 (12:24) Official

Place	Lane	Entry	Time	Margin
1	5	POL Posnania (Szczepaniak, P.)	03:23.698	
2	0	USA Hollywood Rowing Club (Chavez, J)	03:23.718	00.020
3	3	SUI Fribourg (Campolini, C.)	03:31.038	07.340
4	6	USA Hampton Roads (Turner, J.)	03:35.873	12.175
5	1	BRA Universidade de Sao Paulo (Brito, J)	03:39.541	15.843
6	7	USA Wyandotte (Powser, T.)	03:42.798	19.100
7	4	USA Atlanta, Detroit Boat Club (Vegelev, J)	03:58.383	34.685
8	2	CAN Winnipeg (Steward, P.)	04:05.038	41.340

< 1 - 8 of 8 >

Event #2067 Mens C 2x Final 4 (12:27) Official

Place	Lane	Entry	Time	Margin
1	4	MEX España (Prado, L.)	03:19.883	

Place	Lane	Entry	Time	Margin
2	2	PER Lima (Sanguinetti, M.)	03:25.088	05.205
3	5	USA Riverside, Vesper (Wolf, S.)	03:30.253	10.370
4	7	USA Rockland (Klose, P.)	03:38.518	18.635
5	1	USA Undine (Rhodes, D.)	03:41.193	21.310
6	6	BRA GPA (Carli, A.)	03:50.713	30.830
-	3	USA Old Dominion - Women, Virginia (C	DNS	-

1 - 7 of 7

Event #2068 Mens C 2x Final 5 (12:30) Official

Place	Lane	Entry	Time	Margin
1	5	USA Undine (Preetam, A.)	03:30.283	
2	3	CAN Georgian Bay (Ingleton, B.)	03:32.193	01.910
3	1	BRA Aldo Luz (Martins, S.)	03:33.728	03.445
4	4	PAR Sajonia (Alonso Aftyka, R.)	03:35.188	04.905
5	7	USA Greater Columbus (Briggs, R.)	03:36.083	05.800
6	6	INT Greater Dayton (US), Asociacion Cc	03:45.103	14.820
7	2	USA Rockland (Hely, C.)	04:00.573	30.290

1 - 7 of 7

Event #2069 Mens C 2x Final 6 (12:33) Official

Place	Lane	Entry	Time	Margin
1	4	RUS Ushakov (Morgachev, N.)	03:22.310	
2	3	USA S&M Rowing (King, P.)	03:24.878	02.568
3	7	BRA CABANGA (Manoel, J.)	03:38.883	16.573
4	5	PER Lima (de la Flor, E.)	03:40.108	17.798

Place	Lane	Entry	Time	Margin
5	6	USA Hollywood Rowing Club (Alidgem,	03:50.173	27.863
6	1	INT Tigre Boat Club (AR), Miami Rowing	03:50.925	28.615
7	2	USA All-American Rowing Camp, Tamp	03:57.393	35.083
		< 1 - 7 of 7 >		

Event #2070 Mens C 2x Final 7 (12:36) Official

Place	Lane	Entry	Time	Margin
1	5	INT Atlanta (US), Galway (IE) (Cloherty,	03:28.203	
2	7	CHI Deportivo Alemán de Concepcion,	03:32.066	03.863
3	1	DEN Humlebæk Roklub (Wellendorph,	03:36.816	08.613
4	3	USA Belmont Rowing (Kleiderlein, R.)	03:40.896	12.693
5	2	USA Rocky Mountain (Balsley, E.)	03:42.666	14.463
6	6	USA Miami Rowing Club (Arellano, R.)	03:49.036	20.833
-	4	BRA Centro Náutico Potengy (Carvalho	DNS	-
		< 1 - 7 of 7 >		

Event #2071 Mens C 2x Final 8 (12:39) Official

Place	Lane	Entry	Time	Margin
1	6	BRA BARROSO (MOCELLIN, I.)	03:22.067	
2	3	USA Minneapolis Rowing Club, Detroit	03:22.257	00.190
3	4	GER Pirnaer RV, Grünau (Zobjack, T.)	03:33.102	11.035
4	5	USA Malta (Trocky, T.)	03:36.517	14.450
5	7	USA CRI (Stevenson, D.)	03:48.392	26.325
6	1	INT Lea (GB), English RC (RU) (Hyndma	03:54.762	32.695
7	2	DEN Humlebæk Roklub (Probst, C.)	04:05.112	43.045



Event #2072 Womens G-M 4- Final 1 (12:44) Official

Place	Lane	Entry	Time	Margin
	1	INT VK Slavia Praha (CZ), De Hoop (NL)	04:03.642	
	3	INT Fredensborg (DK), Vesper (US), Pc	04:10.352	06.710
	4	USA Chinook G (Cassella, E.)	04:12.282	08.640
4	6	USA Vesper, Atlanta G (Hingley, S.)	04:14.005	10.363
5	2	INT USV TU Dresden (DE), Los Gatos (I)	05:18.412	01:14.770
6	5	INT Vesper (US), Fredensborg (DK), Cc	05:28.502	01:24.860



Event #2073 Womens C 4+ Final 1 (12:49) Official

Place	Lane	Entry	Time	Margin
	2	USA Chinook (Cunningham, R.)	03:42.274	
	1	USA Atlanta (Conway, C.)	03:48.382	06.108
	4	USA Carnegie Lake (Müller, A.)	03:48.782	06.508
4	6	USA Annapolis RC (Iannaccone, A.)	03:50.707	08.433
5	3	USA College Club Seattle, Pocock (Ettel)	03:52.672	10.398
6	7	USA Alexandria, Asheville Rowing Club	03:54.782	12.508
7	0	USA Sarasota Crew (Weber, H.)	03:58.991	16.717
8	5	 USA Jacksonville (Sanchez-Salazar, B.)	04:20.647	38.373



Event #2074 Womens C 4+ Final 2 (12:52) Official

Place	Lane	Entry	Time	Margin
1	3	USA Capital (Elias, C.)	03:46.411	

Place	Lane	Entry	Time	Margin
2	1	USA Chinook (Zaharek, G.)	03:51.058	04.647
3	0	USA Baltimore (Gamble, L.)	03:51.390	04.979
4	4	USA Carnegie Lake, Avalon (Ford, R.)	03:54.091	07.680
5	6	USA Atlanta (McGuire, C.)	03:56.858	10.447
6	5	USA CRI (McKenna, E.)	04:04.163	17.752
7	2	USA Masters Coaching (Tolson, M.)	04:05.688	19.277
8	7	USA Riverside, Cambridge (Ruane, C.)	04:15.548	29.137




< 1 - 8 of 8 >

Event #2075 Womens C 4+ Final 3 (12:55) Official

Place	Lane	Entry	Time	Margin
1	5	USA Alexandria (Jones, P.)	03:45.377	
2	6	USA College Club Seattle (Scull, C.)	03:46.047	00.670
3	7	USA Texas Rowing Center, Dallas, Ashe'	03:48.947	03.570
4	1	USA Chinook (Ballough, R.)	03:54.727	09.350
5	3	USA Hollywood Rowing Club (Wojtas, K)	03:56.429	11.052
6	2	USA CRI (Gassner Otting, L.)	03:59.047	13.670
7	4	USA Texas Rowing Center (McCord, R.)	04:25.377	40.000

< 1 - 7 of 7 >

Event #2076 Mens F 8+ Final 1 (13:00) Official

Place	Lane	Entry	Time	Margin
	3	USA Chinook (Reichart, R.)	03:11.356	
	2	INT La Marina (AR), Club Teutonia (AR),	03:14.133	02.777
	6	USA New Haven (Schofield, M.)	03:16.516	05.160

Place	Lane	Entry	Time	Margin
4	7	USA Capital (Mckay, C.)	03:19.316	07.960
5	5	USA Potomac, Riverside (Barth, O.)	03:22.501	11.145
6	1	USA Halifax, Lake County, Jacksonville	03:31.716	20.360
-	4	USA RollinsCRA (Self, N.)	DNS	-




< 1 - 7 of 7 >

Event #2077 Mens F 8+ Final 2 (13:03) Official

Place	Lane	Entry	Time	Margin
1	5	USA Occoquan International, Palm Bea	03:11.939	
2	3	USA New Haven, Palm Beach, Minneap	03:13.747	01.808
3	4	INT Caloosa Coast (US), Rowing Club P	03:16.472	04.533
4	1	USA Rocky Mountain, Detroit Boat Clu	03:26.937	14.998
5	2	USA RollinsCRA (Crowell, P.)	03:27.317	15.378
6	7	USA Tallahassee Rowing Club, OARS (v	03:29.964	18.025
7	6	JPN Mitsubishi (Yamashita, T.)	03:37.914	25.975

< 1 - 7 of 7 >

Event #2078 Mens I 2x Final 1 (13:08) Official

Place	Lane	Entry	Time	Margin
	3	GER Lauffener RC, Crefeld (Roesch, W.	03:59.169	
	2	PER Lima (Ferrand, F.)	04:13.042	13.873
	1	USA Fairmount, Potomac (Sargent, R.	04:27.429	28.260
4	4	BRA Grêmio, BARROSO (de Almeida, M	04:55.127	55.958
5	6	INT Casitas Rowing (US), Fredensborg	05:22.662	01:23.493
-	5	USA Marin, Cambridge (Carter, L.)	DNS	-



Event #2079 Mens I 2x Final 2 (13:11) Official

Place	Lane	Entry	Time	Margin
1	6	INT Quintin (GB), Occoquan Internatic	04:00.055	
2	2	USA Saugatuck (Everett, J.)	04:13.025	12.970
3	4	BRA Santa Catarina (Maia Martins, O.)	04:24.815	24.760
4	5	SWE Stockholms RF (Ramsey, J.)	04:35.440	35.385
5	1	USA Chinook (Elsberg, S.)	04:37.700	37.645
6	3	JPN Mitsubishi (Mori, M.)	05:05.845	01:05.790






Event #2080 Mens I 2x Final 3 (13:14) Official

Place	Lane	Entry	Time	Margin
1	1	PER Lima (De La Puente, G.)	04:18.663	
2	5	USA Casitas Rowing, River City (Tanha	04:22.126	03.463
3	4	USA Colorado Rowing, Kenai Crewser	05:26.583	01:07.920
4	2	JPN Mitsubishi (Matsuno, N.)	06:15.793	01:57.130
-	3	DEN Fredericia (Thomsen, O.)	DNS	-
-	6	NOR Christiania RK (Refsum, H.)	DNS	-



Event #2081 Mens A 1x Final 1 (13:19) Official

Place	Lane	Entry	Time	Margin
	6	GER Pirnaer RV (Schaaf, S.)	03:28.042	
	1	GEO Tbilisi (khizanishvili, I.)	03:28.282	00.240
	2	USA Texas Rowing Center (Kimber, K.)	03:36.955	08.913

Place	Lane	Entry	Time	Margin
4	7	USA Sammamish Rowing Association (03:38.322	10.280
5	0	USA Hollywood Rowing Club (Chavez, /	03:41.196	13.154
6	4	BRA CNRAC (Júnior (27), C.)	03:46.102	18.060
7	5	USA Nashville (Joniak, D.)	03:47.732	19.690
8	3	USA New Orleans (Huppi, J.)	03:49.292	21.250
		< 1 - 8 of 8 >		

Event #2082 Mens A 1x Final 2 (13:22) Official

Place	Lane	Entry	Time	Margin
1	1	ITA C Milano (Paolo, M.)	03:48.448	
2	5	ARG Argentina (De Agostini, S.)	03:50.553	02.105
3	6	USA New Orleans (Sgandurra, M.)	03:53.543	05.095
4	3	BRA Clube de Remo Rio de Janeiro (Sai	03:57.186	08.738
5	7	 USA Jacksonville (East, C.)	03:57.283	08.835
6	0	USA Nashville (Munyan, M.)	03:58.607	10.159
-	2	USA Augusta (Ward, A.)	DNS	-
-	4	USA CRI (Bension, M.)	DNS	-
		< 1 - 8 of 8 >		

Event #2083 Mens A 1x Final 3 (13:25) Official

Place	Lane	Entry	Time	Margin
1	5	ITA C Milano (Filippo, M.)	03:45.520	
2	7	USA Belmont Rowing (Hebdon, M.)	03:50.097	04.577
3	4	USA Lookout (Worth, R.)	03:53.232	07.712
4	2	BRA GPA (Holderbaum, F.)	03:54.957	09.437

Place	Lane	Entry	Time	Margin
5	6	USA Nashville (Pollock, J.)	03:56.907	11.387
6	3	USA New Orleans (Kuckro, W.)	04:03.112	17.592
7	1	USA Rocky Mountain (Trumbour, A.)	04:16.452	30.932
< 1 - 7 of 7 >				

Event #2084 Mens A 1x Final 4 (13:28) Official

Place	Lane	Entry	Time	Margin
1	5	USA All-American Rowing Camp (Griffit	03:39.790	
2	2	USA Columbia RC (Beckenhauer, T.)	03:46.360	06.570
3	1	USA Potomac (Sheppard, P.)	03:46.525	06.735
4	4	USA Undine (Sullivan, S.)	03:56.335	16.545
5	7	BRA Grêmio (Leal, J.)	04:09.015	29.225
6	6	BAH Skullers RC (Knowles, M.)	04:11.278	31.488
-	3	RUS Ushakov (Morgachev, N.)	DNS	-
< 1 - 7 of 7 >				

Event #2085 Mens A 1x Final 5 (13:31) Official

Place	Lane	Entry	Time	Margin
1	2	DEN Sorø (Molvig, C.)	03:35.260	
2	5	UKR RC Energia (Tsebro, P.)	03:39.400	04.140
3	4	BRA GUAJARÁ (Monteiro Lobato, B.)	03:48.350	13.090
4	3	USA Texas Rowing Center (Schnepp, D.	03:48.430	13.170
5	6	USA Nashville (McLaughlin, J.)	03:51.610	16.350
6	1	USA Halifax (Staley, C.)	03:55.800	20.540
7	7	USA Tampa Rowing Club, Inc. (Coble, M	04:24.420	49.160



Event #2086 Mens A 1x Final 6 (13:34) Official

Place	Lane	Entry	Time	Margin
1	5	CHI Estrella Blanca (Bartsch, D.)	03:39.189	
2	3	GUA Guatemala (Sosa, D.)	03:41.512	02.323
3	4	USA Sarasota County (Gonzalez, J.)	03:41.812	02.623
4	2	USA Capital (Best, R.)	03:47.142	07.953
5	1	BRA GPA (Meirelles, L.)	03:47.307	08.118
6	6	USA Austin (Schiller, R.)	03:50.292	11.103
7	7	USA Undine (Reed, J.)	03:55.007	15.818



Event #2087 Mens A 1x Final 7 (13:37) Official

Place	Lane	Entry	Time	Margin
1	2	ARG Párana (SANCHEZ, J.)	03:39.470	
2	5	BRA Aldo Luz (Pereira Junior, E.)	03:43.890	04.420
3	7	USA Whitemarsh Boat Club (Wobeser, R.)	03:44.020	04.550
4	1	USA Vesper (Kaplan, G.)	03:44.215	04.745
5	6	USA First Coast (Lutat, W.)	03:44.220	04.750
6	4	USA Detroit Boat Club (Stanovoy, A.)	03:44.278	04.808
7	3	GBR Thames (Andreesen, T.)	03:59.410	19.940






Event #2088 Mens A 1x Final 8 (13:40) Official

Place	Lane	Entry	Time	Margin
1	1	USA River City (Griffith, J.)	03:47.617	

Place	Lane	Entry	Time	Margin
2	3	GBR Putney Town (Boileau (Ali), E.)	03:59.392	11.775
3	6	IRL Galway (Breen, J.)	04:05.212	17.595
4	7	USA Undine (Weaver, R.)	04:05.922	18.305
5	5	BRA GPA (Cunha, A.)	04:42.265	54.648
-	2	USA Atlanta (Cloherty, W.)	DNS	-
-	4	USA Greater Columbus (Sellars, D.)	DNS	-

< 1 - 7 of 7 >

Event #2089 Womens F 4x Final 1 (13:45) Official

Place	Lane	Entry	Time	Margin
	3	INT Riverside (US), WSAP Hamburg (DE	03:49.256	
	4	USA Minneapolis Rowing Club (Lund, K	03:54.614	05.358
	7	USA Masters Coaching (Lund, C.)	04:01.444	12.188
4	1	USA Chinook (Davis, D.)	04:04.111	14.855
5	5	USA Vesper, Nereid (Agersborg, K.)	04:07.284	18.028
6	6	USA Avalon, Tallahassee Rowing Club (04:24.361	35.105
7	2	USA Rocket City (Della Silva, D.)	04:39.921	50.665

< 1 - 7 of 7 >

Event #2090 Womens F 4x Final 2 (13:48) Official

Place	Lane	Entry	Time	Margin
1	4	INT Beaufort SC (US), Vesper (US), Per	03:48.518	
2	3	USA Chinook (Goforth, K.)	03:54.475	05.957
3	6	USA Rocket City (Bock, B.)	04:00.708	12.190
4	2	CZE KVM 1881 Melník (Herinkova, A.)	04:03.015	14.497

Place	Lane	Entry	Time	Margin
5	1	USA Rocky Mountain (Acosta, N.)	04:07.640	19.122
6	7	USA Newport (Duddy, E.)	04:15.508	26.990
7	5	USA Avalon (Lance, L.)	04:54.133	01:05.615


< 1 - 7 of 7 >

Event #2091 Womens F 4x Final 3 (13:51) Official

Place	Lane	Entry	Time	Margin
1	5	USA Chinook (Lancaster, J.)	03:46.061	
2	6	USA Baltimore, Carnegie Lake, Union	04:00.369	14.308
3	3	USA Potomac, Vesper (Merk-Gould, L.)	04:01.954	15.893
4	1	USA Rockland, Passaic River (Horn, L.)	04:02.209	16.148
5	2	INT Fredensborg (DK), De Hoop (NL), (04:02.551	16.490
6	7	USA Sarasota County (Beene, E.)	04:02.774	16.713
7	4	AUS Albert Pk - Sth Melbourne, Alan M	06:21.640	02:35.579

< 1 - 7 of 7 >

Event #2092 Mens D 4- Final 1 (13:56) Official

Place	Lane	Entry	Time	Margin
	6	GER Rotation Berlin (Graap, T.)	03:14.788	
	7	USA Chinook (Dickison, D.)	03:22.345	07.557
	1	INT Belarus (BY), Rocky Mountain (US)	03:26.620	11.832
4	2	USA Riverside, Rocky Mountain (Schrei	03:32.365	17.577
5	5	 USA Virginia (Alexander, C.)	03:37.465	22.677
6	3	USA CRI (Lynch, R.)	03:39.510	24.722
7	4	CAN Winnipeg (Lamont, A.)	04:05.465	50.677



Event #2093 Mens D 4- Final 2 (13:59) Official

Place	Lane	Entry	Time	Margin
1	2	GER Hallesche-Rvg. Böllberg u. Nel, MR	03:10.795	
2	4	BRA CR Bandeirantes (Ribas, A.)	03:14.027	03.232
3	1	USA RowHouse (Viacava, F.)	03:14.310	03.515
4	5	USA New Haven (Friel, G.)	03:22.142	11.347
5	7	USA Palm Beach, Occoquan Internatio	03:29.487	18.692
6	3	USA Potomac (Holland, N.)	03:31.432	20.637
7	6	GER Rotation Berlin, Hersfelder (Löche	03:37.117	26.322



Event #2094 Mens G 1x Final 1 (14:11) Official

Place	Lane	Entry	Time	Margin
	0	USA Austin (Lay, F.)	04:03.010	
	1	CAN Delta Deas (Stout, R.)	04:07.460	04.450
	2	IRL Athlone (Gallen, P.)	04:11.690	08.680
4	5	USA Hampton Roads (Conner, N.)	04:16.480	13.470
5	3	USA Fairmount (Hurley, M.)	04:22.520	19.510
6	4	USA All North Shore Crew (Lichter, S.)	04:39.760	36.750
7	7	USA Belmont Rowing (Nixon, P.)	04:44.970	41.960
8	6	BRA CABANGA (giacomini, c.)	05:09.060	01:06.050



Event #2095 Mens G 1x Final 2 (14:14) Official

Place	Lane	Entry	Time	Margin
1	6	CZE Bohemians Praha (Burda, V.)	03:56.590	
2	2	GUA Amatitlan (Nanne, E.)	03:56.600	00.010
3	0	USA Beaver Creek Sculling (Redinger, C	03:56.990	00.400
4	1	USA Minneapolis Rowing Club (Conroy,	04:09.900	13.310
5	3	USA Greater Lawrence Rowing (LePard,	04:12.930	16.340
6	5	USA Palm Beach (Green, J.)	04:25.950	29.360
7	4	USA Occoquan International (Wood, T.)	04:28.840	32.250
-	7	CAN Vancouver (CROWLEY, L.)	DNS	-
< 1 - 8 of 8 >				

Event #2096 Mens G 1x Final 3 (14:17) Official

Place	Lane	Entry	Time	Margin
1	5	BRA Aldo Luz (de Melo, C.)	04:03.650	
2	7	USA GMS Rowing (Verlin, M.)	04:05.190	01.540
3	2	USA Riverside (Kurmakov, N.)	04:13.390	09.740
4	3	URU Colonia (Mendiguibel, W.)	04:15.350	11.700
5	4	USA Charleston (Dombrowski, D.)	04:23.600	19.950
6	1	PER regatas union (Gamio, R.)	04:27.770	24.120
7	0	USA Halifax (Silva, E.)	05:51.460	01:47.810
-	6	USA Rocky Mountain (Stevens, P.)	DNS	-
< 1 - 8 of 8 >				

Event #2097 Mens G 1x Final 4 (14:20) Official

Place	Lane	Entry	Time	Margin
1	6	NOR Christiania RK (Hoy, I.)	04:04.478	


Place	Lane	Entry	Time	Margin
2	3	USA Caloosa Coast (Fentress, J.)	04:10.603	06.125
3	7	USA Wilmington (Goodnow, C.)	04:18.143	13.665
4	4	JPN Dankaigo (Kodama, Y.)	04:20.813	16.335
5	0	UKR Dnipro (Kupin, G.)	04:40.677	36.199
6	1	BRA Botafogo (Pereira, J.)	04:50.303	45.825
7	5	USA SANCA (Ancil, P.)	06:16.605	02:12.127
-	2	USA Rocky Mountain (Stevens, D.)	DNS	-
		< 1 - 8 of 8 >		

Event #2098 Mens G 1x Final 5 (14:23) Official

Place	Lane	Entry	Time	Margin
1	6	USA Northview (Anderson, R.)	04:08.365	
2	4	 USA Jacksonville (Ratajczyk, A.)	04:18.915	10.550
3	3	USA Gainesville Area Rowing (Davis, D.)	04:21.250	12.885
4	1	USA Fairmount (Jonik, S.)	04:28.350	19.985
5	0	BRA Martinelli (Braz da Silva, V.)	04:29.194	20.829
6	7	USA Greater Houston (Crean, J.)	04:41.295	32.930
7	5	NOR Bestumkilen RK (Punter, A.)	04:47.620	39.255
-	2	AUS Sandy Bay (Sullivan, T.)	DNS	-
		< 1 - 8 of 8 >		


Event #2099 Mens G 1x Final 6 (14:26) Official

Place	Lane	Entry	Time	Margin
1	3	GBR Dart Totnes (Stewart, R.)	04:00.746	
2	1	USA All-American Rowing Camp (Dietz,	04:04.561	03.815

Place	Lane	Entry	Time	Margin
3	7	 USA Union (Kane Jr, C.)	04:13.474	12.728
4	6	NOR Christiania RK (Brøymer, Ø.)	04:19.710	18.964
5	2	JPN Dankaigo (Ikeda, T.)	04:20.975	20.229
6	5	IRL Tony Corcoran (Corcoran, T.)	04:21.230	20.484
7	0	USA Sarasota County (Sperrazza, D.)	04:36.244	35.498
8	4	USA Anchorage (Bryson, G.)	04:48.305	47.559




< 1 - 8 of 8 >

Event #2100 Mens G 1x Final 7 (14:29) Official

Place	Lane	Entry	Time	Margin
1	3	JPN Seta Rowing (Adachi, A.)	04:07.990	
2	2	NOR Drammen (Hoff, S.)	04:11.760	03.770
3	6	USA Duxbury Bay Maritime School (Spi	04:28.765	20.775
4	5	DEN Holstebro (Rømer, O.)	04:31.715	23.725
5	1	 USA Virginia (LeBlanc, D.)	04:32.660	24.670
6	4	USA Detroit Boat Club (Maher, B.)	04:36.905	28.915
7	7	USA Fairmount (Killen, H.)	04:59.415	51.425

< 1 - 7 of 7 >

Event #2101 Womens A 4- Final 1 (14:34) Official

Place	Lane	Entry	Time	Margin
	1	USA CRI (Christmas, E.)	03:39.322	
	4	USA Chinook (Sackett, T.)	03:39.969	00.647
	3	CAN Row NL (Wadden, K.)	03:44.509	05.187
4	5	USA Rocky Mountain (Genaud, N.)	03:53.939	14.617

Place	Lane	Entry	Time	Margin
5	2	INT Bogota (CO), Belmont Rowing (US)	04:16.484	37.162
		1 - 5 of 5		

Event #2102 Womens A 4- Final 2 (14:37) Official

Place	Lane	Entry	Time	Margin
1	4	USA S&M Rowing, ROCCS, Treasure Coast	03:42.401	
2	2	USA Riverside (Minc, S.)	03:42.406	00.005
3	3	USA Texas Rowing Center (Granshaw, J)	03:59.929	17.528
4	5	USA Carnegie Lake, Alexandria, Asheville	04:05.739	23.338
		1 - 4 of 4		

Event #2103 Womens D 2x Final 1 (14:42) Official

Place	Lane	Entry	Time	Margin
	3	USA Baltimore (Lawrence, E.)	04:00.889	
	4	MEX España (Elizondo Flores, M.)	04:03.624	02.735
	5	USA Sarasota County (Heath, M.)	04:03.759	02.870
4	6	USA Miami Rowing Club (McAliley, C.)	04:17.364	16.475
5	7	USA Chinook (Fabris-Brimble, J.)	04:29.989	29.100
6	2	CAN Pinawa (Vilks, F.)	04:31.577	30.688
7	1	USA Lookout (Nolan, J.)	04:43.814	42.925
		1 - 7 of 7		

Event #2104 Womens D 2x Final 2 (14:45) Official

Place	Lane	Entry	Time	Margin
1	1	USA College Club Seattle, Calm Waters	03:53.444	
2	4	USA Chinook (Talbot, H.)	03:58.926	05.482

Place	Lane	Entry	Time	Margin
3	2	CAN Winnipeg (Lefort, A.)	03:59.911	06.467
4	5	USA College Club Seattle (Hathaway, J.)	04:12.261	18.817
5	6	DEN Humlebæk Roklub (Porsmose, M.)	04:16.176	22.732
6	7	USA Baltimore (Carson, T.)	04:28.026	34.582
7	3	USA Halifax (Bell, E.)	04:37.671	44.227
< 1 - 7 of 7 >				

Event #2105 Womens D 2x Final 3 (14:48) Official

Place	Lane	Entry	Time	Margin
1	5	USA Atomic Rowing, Nashville (Dowh...	04:09.374	
2	3	USA Minneapolis Rowing Club (Peszel...	04:15.889	06.515
3	2	USA Riverside (Verheul, A.)	04:17.149	07.775
4	1	USA RollinsCRA, RowHouse (Dennis, M...	04:25.949	16.575
5	6	CAN Calgary RC (Blandford, D.)	04:43.644	34.270
6	4	GBR Twickenham (Hughes, E.)	05:31.394	01:22.020
-	7	USA Palm Coast (Shugg, K.)	DNS	-
< 1 - 7 of 7 >				

Event #2106 Womens D 2x Final 4 (14:51) Official

Place	Lane	Entry	Time	Margin
1	3	CAN Georgian Bay (Abbott, T.)	03:57.512	
2	4	USA Miami Rowing Club (Ortiz, Y.)	04:10.759	13.247
3	1	USA Casitas Rowing, Atlanta (Hoyt, B.)	04:11.502	13.990
4	6	USA Rocky Mountain (McMath, L.)	04:12.829	15.317
5	7	USA Halifax (Cheslow, D.)	04:26.654	29.142

Place	Lane	Entry	Time	Margin
6	5	BRA Clube de Remo Rio de Janeiro (Szt	04:30.774	33.262
7	2	USA Sarasota County (Bowman, R.)	04:35.484	37.972
		< 1 - 7 of 7 >		


Event #2107 Womens D 2x Final 5 (14:54) Official

Place	Lane	Entry	Time	Margin
1	1	USA Dallas (Tomaseski, G.)	03:54.282	
2	2	USA Vesper, University (James, A.)	04:00.512	06.230
3	5	DEN Nyborg, Roforeningen KVIK (Buch	04:04.172	09.890
4	4	USA Baltimore (Burt, S.)	04:13.377	19.095
5	6	USA Sarasota County (Ter Doest, L.)	04:15.142	20.860
6	3	INT Corinthians (BR), Club Corrientes (04:15.247	20.965
7	7	USA Rocky Mountain (engel, p.)	04:27.087	32.805
		< 1 - 7 of 7 >		

Event #2108 Womens D 2x Final 6 (14:57) Official

Place	Lane	Entry	Time	Margin
1	6	CAN Georgian Bay (Barr McGill, K.)	03:56.976	
2	3	USA Sarasota Crew (Marichal, A.)	03:59.926	02.950
3	7	USA Pocock, Cincinnati RC (Aguda, C.)	04:19.151	22.175
4	5	DEN Humlebæk Roklub (Westermann	04:22.721	25.745
5	2	USA Alexandria, Avalon (Goodwin, J.)	04:37.441	40.465
6	4	USA Miami Rowing Club (Landry, J.)	05:07.463	01:10.487
-	1	USA Rocky Mountain (Fortune, A.)	DNS	-
		< 1 - 7 of 7 >		

Event #2109 Mens J-M 4- Final 1 (15:02) Official

Place	Lane	Entry	Time	Margin
	4	INT Naples (US), Christiania RK (NO) J (04:51.663	
	3	INT Christiania RK (NO), Colorado Rowi	05:06.925	15.262

< 1 - 2 of 2 >

Event #2110 Mens B 2- Final 1 (15:08) Official

Place	Lane	Entry	Time	Margin
	2	USA Belen Community Rowing (Muffelr	03:35.895	
	3	INT Deportivo Alemán de Concepcion (03:40.322	04.427
	6	BRA Martinelli (Barcelos, M.)	03:40.582	04.687
4	1	BRA Corinthians (da Cunha Pierri, B.)	03:45.187	09.292
5	7	USA Sarasota Crew (Campana, J.)	03:58.997	23.102
6	4	KOR Seoul Rowing Club (Kim, J.)	04:35.550	59.655
-	5	SWE Stockholms RF (Rashid, H.)	DNS	-




< 1 - 7 of 7 >

Event #2111 Mens B 2- Final 2 (15:11) Official

Place	Lane	Entry	Time	Margin
1	5	USA Nashville (Kuttelwascher, D.)	03:37.518	
2	2	USA Chinook (McClurg, M.)	03:44.185	06.667
3	3	RUS Ushakov (Ovechko, D.)	03:46.263	08.745
4	6	ITA C Milano (Filippo, M.)	03:53.758	16.240
5	4	PAR Sajonia (Torres, R.)	04:36.663	59.145
-	1	BRA Vasco Da Gama (Moita, M.)	DNS	-

< 1 - 6 of 6 >

Event #2112 Womens B 1x Final 1 (15:16) Official

Place	Lane	Entry	Time	Margin
	7	USA Sammamish Rowing Association	04:04.463	
	1	USA Lookout (Novak, M.)	04:13.243	08.780
	2	GER Hamburger Ruderinnen-Club vor	04:13.566	09.103
4	5	USA RollinsCRA (Riekki, L.)	04:23.253	18.790
5	0	USA Masters Coaching (Brown, V.)	04:26.187	21.724
6	3	USA Rocky Mountain (Ormond, N.)	04:27.818	23.355
7	6	BAH Skullers RC (Swaby, M.)	05:44.853	01:40.390
-	4	EGY Egypt (Hashem, O.)	DNS	-



1 - 8 of 8



Event #2113 Womens B 1x Final 2 (15:19) Official


Place	Lane	Entry	Time	Margin
1	1	USA Sarasota Scullers (Corbett, L.)	04:01.778	
2	4	USA Atlanta (Perkins, K.)	04:09.113	07.335
3	7	USA Gainesville Area Rowing (Figueroa	04:19.448	17.670
4	3	BRA CR Piraquê (Santinoni, E.)	04:19.908	18.130
5	0	USA Cincinnati RC (beene-skuban, j.)	04:25.342	23.564
6	5	USA Riverside (Minc, S.)	04:26.088	24.310
7	2	CAN Calgary RC (Wilderdijk, M.)	04:37.358	35.580
8	6	ARG San Fernando (Schmidt, P.)	04:44.938	43.160



1 - 8 of 8






Event #2114 Womens B 1x Final 3 (15:22) Official

Place	Lane	Entry	Time	Margin
1	4	USA Carnegie Lake (Oomen, V.)	04:05.340	
2	7	USA Peachtree City Rowing Club (Grad	04:10.565	05.225
3	1	USA Vesper (Anders, D.)	04:14.348	09.008
4	2	USA Rocky Mountain (Evans, T.)	04:14.955	09.615
5	3	 USA Tulsa (Sturd, D.)	04:15.713	10.373
6	5	BRA CNRAC (Borges Campos, A.)	04:21.525	16.185
7	6	CAN Winnipeg (Fenton, L.)	04:40.505	35.165
< 1 - 7 of 7 >				

Event #2115 Womens B 1x Final 4 (15:25) Official

Place	Lane	Entry	Time	Margin
1	2	USA Vesper (Kaplan, S.)	03:56.441	
2	4	USA Potomac (Huxley, o.)	04:01.336	04.895
3	3	POL Posnania (Szczepaniak, L.)	04:05.726	09.285
4	5	CAN Winnipeg (Wilson-Kowal, S.)	04:20.796	24.355
5	1	USA ROCCS (Brazill, D.)	04:28.711	32.270
6	6	USA Minneapolis Rowing Club (Crandal	04:31.816	35.375
-	7	USA Texas Rowing Center (Wilson, K.)	DNS	-
< 1 - 7 of 7 >				

Event #2116 Mens E 4x Final 1 (15:30) Official

Place	Lane	Entry	Time	Margin
	5	USA Texas Rowing Center, Detroit Boat	03:12.365	
	4	INT BARROSO (BR), Grêmio (BR), Sausa	03:19.882	07.517
	2	BRA Martinelli (Teixeira, A.)	03:26.187	13.822

Place	Lane	Entry	Time	Margin
4	7	USA Rocky Mountain (Mas, D.)	03:27.062	14.697
5	1	INT Halifax (US), RC Bergedorf (DE) (Ma	03:30.990	18.625
6	6	USA Hampton Roads (Smith, S.)	03:37.327	24.962
7	3	USA CRI (Senner, J.)	03:37.910	25.545
8	0	INT Malmö (SE), Jönköpings RS (SE), A	03:40.061	27.696
< 1 - 8 of 8 >				

Event #2117 Mens E 4x Final 2 (15:33) Official

Place	Lane	Entry	Time	Margin
1	5	CHI Estrella Blanca, Sausalito (Retamal	03:21.468	
2	1	INT Cincinnati RC (US), Fribourg (CH) (†	03:24.156	02.688
3	4	USA Potomac (Caudron, E.)	03:25.393	03.925
4	0	USA Sarasota County, Three Rivers (Go	03:35.200	13.732
5	7	DEN Humlebæk Roklub (Strudahl, K.)	03:39.906	18.438
6	6	USA Rocky Mountain (Balsley, E.)	03:49.016	27.548
-	2	USA Row Brevard, Vero Beach Rowing (DNF	-
-	3	RUS Ushakov (Morgachev, N.)	DNS	-
< 1 - 8 of 8 >				

Event #2118 Mens E 4x Final 3 (15:36) Official

Place	Lane	Entry	Time	Margin
1	7	INT VK Slavia Praha (CZ), Slavoj Litome	03:14.561	
2	4	ARG La Marina, San Fernando (Massacc	03:16.876	02.315
3	6	USA CHAOS (McDonogh, R.)	03:21.671	07.110
4	2	USA Malta (Trocky, T.)	03:22.203	07.642

Place	Lane	Entry	Time	Margin
5	1	DEN Fredericia, Middelfart RK (Nielsen,	03:22.606	08.045
6	0	USA New York AC, Pennsylvania Barge t	03:23.035	08.474
7	5	SWE Stockholms RF (Rashid, H.)	03:42.843	28.282
-	3	USA Potomac, Riverside (Kiernan, T.)	DNS	-
< 1 - 8 of 8 >				

Event #2119 Mens E 4x Final 4 (15:39) Official




Place	Lane	Entry	Time	Margin
1	3	ARG Argentina, Tigre Boat Club, Rowing	03:17.734	
2	2	USA Upper Valley Rowing, Palm Beach,	03:18.816	01.082
3	6	USA Chinook (Waddell, K.)	03:28.946	11.212
4	7	USA Virginia, Washington Rowing Scho	03:30.601	12.867
5	1	USA University, Wilmington (Seybolt, C	03:30.991	13.257
6	4	USA Riverside, Rocky Mountain (Schrei	03:42.396	24.662
7	5	CAN Winnipeg (Pundyk, T.)	03:55.496	37.762
< 1 - 7 of 7 >				

Event #2120 Mens E 4x Final 5 (15:42) Official

Place	Lane	Entry	Time	Margin
1	2	INT Jurmalas sports (LV), Berry Hill BC	03:16.187	
2	3	USA Chinook (Reichart, R.)	03:16.892	00.705
3	6	AUS Essendon, Mosman (Nugent, B.)	03:20.727	04.540
4	7	USA North Palm Beach (Elliott, B.)	03:30.077	13.890
5	1	USA Caloosa Coast (Knoche, M.)	03:32.169	15.982
6	5	INT Furesø (DK), Western Reserve (US),	03:34.317	18.130

Place	Lane	Entry	Time	Margin
7	4	USA All-American Rowing Camp (Dietz,	03:36.442	20.255
		< 1 - 7 of 7 >		


Event #2121 Mens H 4+ Final 1 (15:45) Official




Place	Lane	Entry	Time	Margin
	6	USA Occoquan International (Van Blorr	03:52.305	
	1	USA Chinook (Busuioceanu, A.)	03:57.830	05.525
	2	INT Halifax (US), La Baie Verte (US), Sec	03:58.055	05.750
4	3	USA Sarasota County (Giannini, R.)	04:08.027	15.722
5	5	JPN Nagoya (Motoyasu, K.)	04:46.922	54.617
-	4	USA Rocky Mountain (Fletcher, G.)	DNS	-
		< 1 - 6 of 6 >		

Event #2122 Mens H 4+ Final 2 (15:48) Official

Place	Lane	Entry	Time	Margin
1	5	INT Kent Mitchell (US), Adelaide Univer	03:44.794	
2	1	USA Detroit Boat Club, Ann Arbor RC, C	03:45.224	00.430
3	2	USA Occoquan International (Meyers, E	03:49.959	05.165
4	6	USA Fairmount, San Diego RC, Atlanta	04:09.629	24.835
5	3	USA Tallahassee Rowing Club, Detroit E	04:16.939	32.145
6	4	JPN Nagoya (Mitsuyuki, I.)	04:21.609	36.815
		< 1 - 6 of 6 >		

Event #2123 Womens E 8+ Final 1 (15:53) Official

Place	Lane	Entry	Time	Margin
	3	INT WSAP Hamburg (DE), New Haven (l	03:37.511	

Place	Lane	Entry	Time	Margin
	6	USA Minneapolis Rowing Club, Atlanta	03:41.546	04.035
	2	USA Annapolis RC (Yatsuk, D.)	03:41.853	04.342
4	1	USA Chinook (Pederson, J.)	03:43.376	05.865
5	4	USA Asheville Rowing Club (Groben, C.)	03:46.546	09.035
6	7	USA Baltimore, Washington Rowing Sc	03:48.648	11.137
7	5	 USA Jacksonville (Sanchez-Salazar, B.)	03:51.603	14.092
< 1 - 7 of 7 >				

Event #2124 Womens E 8+ Final 2 (15:56) Official

Place	Lane	Entry	Time	Margin
1	7	USA Chinook (Galow, L.)	03:35.147	
2	5	USA CRI (Martini, C.)	03:38.017	02.870
3	1	USA Orlando RC (Welch, L.)	03:38.242	03.095
4	3	USA Riverside, College Club Seattle, PC	03:45.829	10.682
5	4	USA Halifax (Oppenheimer, D.)	03:51.364	16.217
6	6	USA Sarasota Crew (Yaegers, M.)	03:57.669	22.522
7	2	INT Detroit Boat Club (US), Albert Pk - 5	04:06.047	30.900
< 1 - 7 of 7 >				

Event #2125 Womens E 8+ Final 3 (15:59) Official

Place	Lane	Entry	Time	Margin
1	5	USA Chinook (Davis, D.)	03:30.112	
2	6	INT Carnegie Lake (US), Strathclyde Pa	03:34.017	03.905
3	3	USA Atlanta (Conway, C.)	03:41.140	11.028
4	1	USA Sarasota County, Cincinnati RC (H	03:48.297	18.185

Place	Lane	Entry	Time	Margin
5	2	USA Masters Coaching (oweis, d.)	03:48.655	18.543
6	4	USA Avalon (Maguire, M.)	04:26.960	56.848
< 1 - 6 of 6 >				

Event #3001 Mens C 4x Final 1 (08:00) Official

Place	Lane	Entry	Time	Margin
	2	RUS Ushakov (Ovechko, D.)	03:11.547	
	1	USA S&M Rowing, All-American Rowing	03:19.962	08.415
	6	POL Posnania, Szczecin (Szczepaniak, I	03:23.467	11.920
4	7	USA Capital, Asheville Rowing Club (Ra	03:25.827	14.280
5	4	PAR Sajonia, Paraguayo-Aleman (Seitz,	03:31.062	19.515
6	3	USA Peachtree City Rowing Club (Whee	03:39.662	28.115
7	5	USA Rocky Mountain (Balsley, E.)	03:39.922	28.375
< 1 - 7 of 7 >				

Event #3002 Mens C 4x Final 2 (08:03) Official

Place	Lane	Entry	Time	Margin
1	2	UKR Kiev Masters (Dyukov, Y.)	03:13.491	
2	5	ARG Argentina, Tigre Boat Club, Regata	03:20.286	06.795
3	6	INT Asociacion Cordobesa de Remo (Al	03:27.361	13.870
4	4	USA Austin, Texas Rowing Center (Schil	03:29.061	15.570
5	1	USA CHAOS (Smith, R.)	03:34.876	21.385
6	7	USA Gainesville Area Rowing, Halifax (S	03:37.156	23.665
7	3	USA Riverside, Virginia (Garbutt, D.)	03:40.876	27.385
< 1 - 7 of 7 >				

Event #3003 Mens C 4x Final 3 (08:06) Official

Place	Lane	Entry	Time	Margin
1	1	DEN Sorø, Nyborg, Middelfart RK (Molv	03:13.498	
2	6	MEX España (Prado, L.)	03:15.748	02.250
3	4	INT Vasco Da Gama (BR), Regatas Rosa	03:17.263	03.765
4	3	USA Undine (Weaver, R.)	03:25.103	11.605
5	2	CHI Estrella Blanca, Deportivo Alemán	03:28.058	14.560
6	5	USA Fairmount (Ryan, J.)	03:30.458	16.960
7	7	USA RowHouse, Miami Rowing Club, At	03:33.998	20.500



1 - 7 of 7



Event #3004 Mens C 4x Final 4 (08:09) Official




Place	Lane	Entry	Time	Margin
1	6	USA Texas Rowing Center (Knifton, M.)	03:15.529	
2	3	PER Lima (otero, j.)	03:22.924	07.395
3	1	CAN Georgian Bay (Ingleton, B.)	03:29.684	14.155
4	5	USA Rockland (Devoe, J.)	03:31.194	15.665
5	2	USA CRI (Lynch, R.)	03:42.214	26.685
6	4	INT Humlebæk Roklub (DK), Hollywooc	03:52.479	36.950



1 - 6 of 6



Event #3005 Womens C 2- Final 1 (08:14) Official

Place	Lane	Entry	Time	Margin
	2	GBR Strathclyde Park (Connal, G.)	04:09.713	
	3	USA College Club Seattle (Stoddard, K.)	04:11.458	01.745
	4	INT Caloosa Coast (US), Neste (FI) (Lah	04:18.228	08.515

Place	Lane	Entry	Time	Margin
4	1	USA Riverside (Chouinard, A.)	04:22.483	12.770
5	5	USA Sarasota Crew (Horler, K.)	04:29.370	19.657
6	7	USA Annapolis RC (Iannaccone, A.)	04:29.623	19.910
7	6	USA Masters Coaching (oweis, d.)	04:44.713	35.000

< 1 - 7 of 7 >

Event #3006 Womens C 2- Final 2 (08:17) Official

Place	Lane	Entry	Time	Margin
1	5	USA Carnegie Lake (Brookes, Z.)	04:15.162	
2	6	USA CRI (Sutter, C.)	04:24.347	09.185
3	2	INT Detroit Boat Club (US), Albert Pk - 5	04:28.602	13.440
4	3	USA Atlanta (Perkins, K.)	04:41.732	26.570
-	1	USA Alexandria (Jones, P.)	DNS	-
-	4	NZL Auckland (DeLong, M.)	DNS	-

< 1 - 6 of 6 >

Event #3007 Womens C 2- Final 3 (08:20) Official

Place	Lane	Entry	Time	Margin
1	6	USA Dallas (Tomaseski, G.)	04:08.186	
2	4	CAN Winnipeg (Lefort, A.)	04:11.681	03.495
3	5	USA College Club Seattle (Canfield, T.)	04:19.581	11.395
4	1	USA East Arm (Lawrence, A.)	04:24.781	16.595
5	3	USA Texas Rowing Center (Wilson, K.)	04:30.526	22.340
6	2	UKR Mala Flotilia (Khomenko, T.)	04:46.696	38.510

< 1 - 6 of 6 >





Event #3008 Womens F 8+ Final 1 (08:25) Official

Place	Lane	Entry	Time	Margin
	6	USA Chinook (Davis, D.)	03:41.762	
	5	INT Beaufort SC (US), Vesper (US), Penr	03:46.292	04.530
	3	INT WSAP Hamburg (DE), New Haven (t	03:48.257	06.495
4	1	USA Masters Coaching (Jarvis, N.)	03:59.557	17.795
5	4	USA Sarasota Crew (Guttek, S.)	04:18.557	36.795
6	2	USA Avalon, University (Maguire, M.)	04:38.452	56.690
< 1 - 6 of 6 >				

Event #3009 Womens F 8+ Final 2 (08:28) Official

Place	Lane	Entry	Time	Margin
1	5	USA Chinook (Pederson, J.)	03:51.640	
2	1	USA CRI (Martini, C.)	03:52.493	00.853
3	2	USA Orlando RC (Welch, L.)	04:02.255	10.615
4	3	INT Vesper (US), Nereid (US), SC Kuesn.	04:03.140	11.500
5	4	USA Tallahassee Rowing Club, Avalon (04:13.740	22.100
< 1 - 5 of 5 >				

Event #3010 Mens F 4+ Final 1 (08:33) Official

Place	Lane	Entry	Time	Margin
	4	USA Occoquan International (Lowe, J.)	03:39.741	
	3	USA New Haven (Schofield, M.)	03:46.506	06.765
	2	INT SC Berlin-Koepenick (DE), Lookout	03:47.201	07.460
4	0	 USA Jacksonville (Whitbeck, R.)	03:51.935	12.194
5	1	USA Potomac, Riverside, Cambridge (F	03:53.216	13.475

Place	Lane	Entry	Time	Margin
6	7	USA Riverside, Potomac (Milne, G.)	03:54.296	14.555
7	5	USA Rocket City, Alexandria, Nashville	03:56.361	16.620
8	6	USA Halifax (Sperber, P.)	04:05.896	26.155

< 1 - 8 of 8 >

Event #3011 Mens F 4+ Final 2 (08:36) Official

Place	Lane	Entry	Time	Margin
1	5	INT English RC (RU), Lea (GB), Ushakov	03:42.599	
2	6	USA Palm Beach, Occoquan Internatio	03:47.146	04.547
3	4	USA New Haven (Thomas, D.)	03:48.701	06.102
4	3	USA RollinsCRA (Self, N.)	03:52.201	09.602
5	0	USA Rocky Mountain (Murphy, T.)	03:53.950	11.351
6	1	USA Chinook (Anderson, C.)	03:56.741	14.142
7	2	USA Tallahassee Rowing Club, Avalon (04:11.761	29.162
8	7	USA CHAOS (Smith, R.)	04:12.081	29.482

< 1 - 8 of 8 >




Event #3012 Mens F 4+ Final 3 (08:39) Official

Place	Lane	Entry	Time	Margin
1	5	USA Los Angeles, Long Beach (Garcia-M	03:38.109	
2	4	BRA Corinthians, CR Bandeirantes, Uni	03:46.054	07.945
3	7	USA Minneapolis Rowing Club (Jabloni	03:47.434	09.325
4	1	USA Palm Beach (Gasper, M.)	03:48.689	10.580
5	6	USA Capital (Mckay, C.)	03:54.129	16.020
6	3	USA Chinook (Busuioceanu, A.)	03:58.334	20.225

Place	Lane	Entry	Time	Margin
-	0	USA RollinsCRA (Hall, S.)	DNS	-
-	2	INT Cappaquin (IE), Berry Hill BC (US),	DNS	-




< **1 - 8 of 8** >

Event #3013 Womens I-M 1x Final 1 (08:44) Official

Place	Lane	Entry	Time	Margin
	2	NED RV Rijnland I (Brouwer-Vogel, L.)	04:55.490	
	6	USA Pocock I (Stone, J.)	05:29.640	34.150
	4	GER USV TU Dresden I (Zimmert, V.)	05:31.370	35.880
4	5	USA Hollywood Rowing Club I (Hone, E)	05:49.890	54.400
5	1	USA Sarasota County I (Snuttjer, E.)	05:54.610	59.120
6	3	USA Miami Rowing Club I (McLean, S.)	05:55.015	59.525




< **1 - 6 of 6** >

Event #3014 Mens I 4x Final 1 (08:50) Official

Place	Lane	Entry	Time	Margin
	6	GER Tuebinger, Lauffener RC, RG Wetz	03:41.372	
	3	INT Marin (US), Potomac (US), Occoqu	03:49.697	08.325
	7	PER Lima (Velasco Gonzales, J.)	03:52.257	10.885
4	0	USA Cambridge, Saugatuck, Detroit B	03:56.316	14.944
5	4	DEN Fredericia, Holstebro, Kolding (TI	04:06.072	24.700
6	2	USA Sarasota County, Capital, Chinoo	04:21.390	40.018
7	1	INT Rocky Mountain (US), Detroit Boa	04:32.152	50.780
8	5	JPN Mitsubishi (Sano, K.)	04:45.347	01:03.975

< **1 - 8 of 8** >

Event #3015 Mens A 2x Final 1 (08:56) Official

Place	Lane	Entry	Time	Margin
	4	BRA Aldo Luz (Dutra, F.)	03:19.829	
	0	USA Hollywood Rowing Club, All-Ameri	03:27.175	07.346
	2	USA New Orleans (Rafferty, K.)	03:31.641	11.812
4	6	ITA C Milano (Alessandro, C.)	03:38.686	18.857
5	5	NED De Maas (Douwstra, J.)	03:41.566	21.737
6	1	USA Nashville (Joniak, D.)	03:41.686	21.857
7	3	USA Columbia RC, Belmont Rowing (Be	03:44.676	24.847
8	7	USA North Palm Beach (Chin, A.)	03:49.841	30.012
		1 - 8 of 8		

Event #3016 Mens A 2x Final 2 (08:59) Official

Place	Lane	Entry	Time	Margin
1	3	POL Posnania, Szczecin (Bednarek, G.)	03:35.522	
2	0	USA Nashville (McLaughlin, J.)	03:39.581	04.059
3	1	USA New Orleans (Sgandurra, M.)	03:39.912	04.390
4	5	BRA Clube de Remo Rio de Janeiro (Sai	03:43.667	08.145
5	2	ITA C Milano (Filippo, M.)	03:46.487	10.965
6	6	USA Rocky Mountain (Hoskins, J.)	03:57.872	22.350
7	4	USA Riverside (Green, B.)	04:13.327	37.805
-	7	USA Sarasota Crew (Smith, J.)	DNS	-
		1 - 8 of 8		




Event #3017 Mens A 2x Final 3 (09:02) Official

Place	Lane	Entry	Time	Margin
1	7	USA Beaver Creek Sculling, Passaic Riv	03:32.292	
2	6	USA RollinsCRA (Fraser, G.)	03:36.252	03.960
3	2	USA Undine (Sullivan, S.)	03:37.162	04.870
4	4	USA Potomac (Sheppard, P.)	03:37.902	05.610
5	5	USA Austin, Texas Rowing Center (Schil	03:42.212	09.920
6	1	ITA C Milano (Paolo, M.)	03:46.652	14.360
7	3	BRA Riachuelo (cassio, d.)	03:48.272	15.980
< 1 - 7 of 7 >				

Event #3018 Mens A 2x Final 4 (09:05) Official

Place	Lane	Entry	Time	Margin
1	6	DEN Sorø (Rasmussen, K.)	03:23.417	
2	7	USA Whitemarsh Boat Club, Vesper (Wc	03:28.177	04.760
3	4	BRA GPA (Holderbaum, F.)	03:37.707	14.290
4	2	SUI Fribourg (Campolini, C.)	03:42.167	18.750
5	1	USA Undine (Preetam, A.)	03:45.147	21.730
6	3	USA Wyandotte (Powser, T.)	03:54.672	31.255
-	5	USA Malta (Trotsky, T.)	DNS	-
< 1 - 7 of 7 >				

Event #3019 Womens A 4+ Final 1 (09:10) Official




Place	Lane	Entry	Time	Margin
	3	USA Chinook (Cunningham, R.)	03:43.246	
	2	USA CRI (Christmas, E.)	03:47.696	04.450
	6	CAN Row NL (Wadden, K.)	03:48.951	05.705

Place	Lane	Entry	Time	Margin
4	5	USA Orlando RC (Kraiss, K.)	03:53.161	09.915
5	1	USA New Orleans, Vesper, S&M Rowing	03:54.746	11.500
6	7	USA Edgewater HS (Szpunar, M.)	04:09.316	26.070
7	4	USA RollinsCRA (Wilkerson, C.)	04:22.321	39.075
< 1 - 7 of 7 >				

Event #3020 Womens A 4+ Final 2 (09:13) Official

Place	Lane	Entry	Time	Margin
1	2	USA Capital (Elias, C.)	03:47.932	
2	6	INT St. Andrew BC (GB), Riverside (US),	03:48.727	00.795
3	5	USA Carnegie Lake, ROCCS, Asheville R	03:57.492	09.560
4	7	USA Alexandria (Bright, J.)	03:57.817	09.885
5	4	USA Chinook (Sackett, T.)	04:05.377	17.445
6	3	USA Orlando RC (Fore, L.)	04:06.432	18.500
7	1	USA Chicago (Olson, L.)	04:06.772	18.840
< 1 - 7 of 7 >				

Event #3021 Mens D 8+ Final 1 (09:18) Official


Place	Lane	Entry	Time	Margin
	3	GER Hallesche-Rvg. Böllberg u. Nel, MR	03:08.055	
	5	USA Nashville, CHAOS, Asheville Rowin	03:13.045	04.990
	1	INT RowHouse (US), Miami Rowing Clu	03:13.735	05.680
4	6	INT Estrella Blanca (CL), Deportivo Aler	03:17.900	09.845
5	4	INT Estrella Blanca (CL), Rocky Mounta	03:17.940	09.885
6	7	USA Virginia, Rocky Mountain, Potoma	03:26.275	18.220

Place	Lane	Entry	Time	Margin
7	2	INT Tigre Boat Club (AR), Club Teutonia	03:29.370	21.315
< 1 - 7 of 7 >				

Event #3022 Mens D 8+ Final 2 (09:21) Official

Place	Lane	Entry	Time	Margin
1	7	INT BARROSO (BR), GPA (BR), Sausalito	03:08.705	
2	3	USA Chinook (Reichart, R.)	03:10.615	01.910
3	5	GER Rotation Berlin, Hersfelder (Graap	03:11.960	03.255
4	6	USA Riverside, Potomac, Virginia (Milne	03:21.685	12.980
5	1	INT Hollywood Rowing Club (US), Hum	03:32.335	23.630
6	4	INT University (US), Three Rivers (US), \	03:37.410	28.705
-	2	USA RollinsCRA (Self, N.)	DNS	-
< 1 - 7 of 7 >				

Event #3023 Womens D 4x Final 1 (09:26) Official

Place	Lane	Entry	Time	Margin
	5	USA College Club Seattle, Calm Waters	03:37.071	
	2	USA Chinook (Galow, L.)	03:37.236	00.165
	3	USA College Club Seattle (Brown, K.)	03:54.181	17.110
4	1	USA Baltimore (Lawrence, E.)	04:00.876	23.805
5	6	USA Halifax (Bell, E.)	04:02.639	25.568
6	4	INT Rocky Mountain (US), Strathclyde F	04:06.709	29.638
7	7	USA Tallahassee Rowing Club, Avalon (04:19.224	42.153
< 1 - 7 of 7 >				

Event #3024 Womens D 4x Final 2 (09:29) Official

Place	Lane	Entry	Time	Margin
1	6	USA Chinook (Moquin, A.)	03:44.217	
2	4	USA Minneapolis Rowing Club (Miller, K)	03:45.187	00.970
3	2	USA Sagamore RA, Vesper (Poll, L.)	03:51.999	07.782
4	5	INT Victoria Lake (ZA), WSV Waldshut (I	03:53.959	09.742
5	7	USA Sarasota County (Smith, M.)	03:58.699	14.482
6	1	USA Miami Beach Rowing Club (Colle, C	04:14.289	30.072
7	3	USA Atlanta (Teborek, G.)	04:20.334	36.117
< 1 - 7 of 7 >				

Event #3025 Womens D 4x Final 3 (09:32) Official

Place	Lane	Entry	Time	Margin
1	3	INT Køge (DK), Ridley Graduate (CA), N)	03:42.379	
2	5	USA Sarasota County (Heath, M.)	03:48.074	05.695
3	2	USA Baltimore (Gamble, L.)	03:52.534	10.155
4	6	USA Miami Rowing Club (Ortiz, Y.)	03:52.974	10.595
5	4	USA Atlanta, Rocket City, Casitas Rowir	03:58.299	15.920
6	7	USA Chinook (Morrison, C.)	03:58.624	16.245
7	1	USA Minneapolis Rowing Club (Schmie	04:01.589	19.210
< 1 - 7 of 7 >				

Event #3026 Womens D 4x Final 4 (09:35) Official

Place	Lane	Entry	Time	Margin
1	5	CAN Georgian Bay (Barr McGill, K.)	03:44.723	
2	3	DEN Humlebæk Roklub (Thomsen, A.)	03:54.053	09.330
3	6	USA Atomic Rowing, New Orleans, Nasl	03:55.778	11.055

Place	Lane	Entry	Time	Margin
4	4	USA Masters Coaching (Tolson, M.)	04:06.313	21.590
5	1	USA Halifax (Power, C.)	04:08.573	23.850
6	2	USA Rocky Mountain (Sanford, E.)	04:16.838	32.115
7	7	USA Sarasota County (Bowman, R.)	04:17.423	32.700
< 1 - 7 of 7 >				

Event #3027 Womens D 4x Final 5 (09:38) Official

Place	Lane	Entry	Time	Margin
1	1	USA Dallas, Sarasota Crew (Tomaseski,	03:41.004	
2	3	GER Grünau, Ruderverein Empor, Rude	03:46.694	05.690
3	5	USA Rocky Mountain (Evans, T.)	03:50.601	09.597
4	6	USA Carnegie Lake, Potomac, Vesper (F	03:57.406	16.402
5	4	USA Texas Rowing Center (McCord, R.)	04:13.346	32.342
-	2	USA Minneapolis Rowing Club, RollinsC	DNS	-
< 1 - 6 of 6 >				

Event #3028 Mens G 2x Final 1 (09:43) Official

Place	Lane	Entry	Time	Margin
	0	USA Caloosa Coast (Knoche, M.)	03:43.404	
	6	USA Malta (Trocky, T.)	03:44.319	00.915
	1	CZE VK Neratovice, Bohemians Praha	03:53.239	09.835
4	2	INT Royal Club Nautique Tournai (BE)	03:55.624	12.220
5	4	USA Hampton Roads (O'Brien Jr, J.)	04:04.379	20.975
6	5	CHI Estrella Blanca, Sausalito (Donde	04:06.269	22.865
7	7	CAN Aviron Lachine (Bergeron, N.)	04:13.529	30.125

Place	Lane	Entry	Time	Margin
8	3	DEN Fredericia (Thomsen, O.)	04:59.954	01:16.550
		< 1 - 8 of 8 >		

Event #3029 Mens G 2x Final 2 (09:46) Official

Place	Lane	Entry	Time	Margin
1	7	GBR Dart Totnes (Stewart, R.)	03:43.182	
2	0	CZE VK Smíchov, Slavoj Litomerice (Do	03:43.262	00.080
3	2	CAN Vancouver, Delta Deas (CROWLEY,	03:48.117	04.935
4	5	USA Detroit Boat Club, Occoquan Interi	04:01.097	17.915
5	1	USA North Palm Beach (Elliott, B.)	04:11.132	27.950
6	4	DEN Middelfart RK, Fredericia (Olesen,	04:22.882	39.700
7	6	LAT Jurmalas sports (Meikaliss, V.)	04:34.092	50.910
-	3	USA Baltimore, Union (Perry, S.)	DNS	-
		< 1 - 8 of 8 >		

Event #3030 Mens G 2x Final 3 (09:49) Official

Place	Lane	Entry	Time	Margin
1	0	USA Northview, GMS Rowing (Andersc	03:49.275	
2	5	INT Bestumkilen RK (NO), Hollywood	03:58.131	08.856
3	7	USA Palm Beach (Green, J.)	04:03.796	14.521
4	3	CAN Winnipeg (Pundyk, T.)	04:07.991	18.716
5	2	AUS Adelaide University (Newland, H.	04:09.231	19.956
6	1	USA Rock Creek (Fennelly, K.)	04:24.166	34.891
7	4	ARG La Marina (Fernández, J.)	05:59.878	02:10.603
8	6	JPN Uozaki (Naya, T.)	07:03.223	03:13.948



Event #3031 Mens G 2x Final 4 (09:52) Official

Place	Lane	Entry	Time	Margin
1	6	ARG San Fernando, Rowing Club Arge	03:45.307	
2	5	BRA Martinelli, Santa Catarina (Braz d	03:49.712	04.405
3	7	USA Rocky Mountain (Stevens, P.)	04:02.082	16.775
4	1	USA Minneapolis Rowing Club (Palme	04:02.422	17.115
5	3	USA Sarasota County, Lincoln Park Bc	04:32.302	46.995
6	4	JPN Dankaigo, Seta Rowing (Moriwak	04:36.817	51.510
7	2	INT Río Paraná Corrientes (AR), Club N	04:52.237	01:06.930



Event #3032 Mens G 2x Final 5 (09:55) Official

Place	Lane	Entry	Time	Margin
1	4	NOR Drammen (Sandli, P.)	03:49.550	
2	7	USA Cincinnati RC (Miller, R.)	03:55.195	05.645
3	3	IRL Athlone, Carlow (Gallen, P.)	03:57.690	08.140
4	1	JPN Dankaigo (Kodama, Y.)	03:58.045	08.495
5	2	USA Detroit Boat Club (Thibault, M.)	04:03.445	13.895
6	6	USA New Haven (Duthie, I.)	04:08.935	19.385
7	5	PER regatas union (Reátegui Rosselló, C	04:09.200	19.650






Event #3033 Mens G 2x Final 6 (09:58) Official

Place	Lane	Entry	Time	Margin
1	2	NOR Christiania RK (Hoy, I.)	03:54.199	

Place	Lane	Entry	Time	Margin
2	1	USA Saugatuck (Schley, D.)	04:02.767	08.568
3	5	SUI Polytechniker RC Zurich, Seeclub	04:04.812	10.613
4	6	USA Passaic River (FIORY, A.)	04:05.402	11.203
5	7	USA Potomac (Alloway, M.)	04:14.922	20.723
6	4	JPN Mitsubishi (Goda, M.)	04:54.732	01:00.533
-	3	INT Lima (PE), Akademiska RF (SE) (D)	DNS	-

< 1 - 7 of 7 >

Event #3034 Womens G 4+ Final 1 (10:10) Official

Place	Lane	Entry	Time	Margin
	3	INT Vesper (US), Fredensborg (DK), Pa	04:08.552	
	2	USA Chinook (Lancaster, J.)	04:15.667	07.115
	7	INT RV Rijnland (NL), De Hoop (NL), Cl	04:17.377	08.825
4	6	USA Masters Coaching (Klingaman, D.	04:20.302	11.750
5	1	USA Asheville Rowing Club (Groben, C	04:25.737	17.185
6	4	USA Orlando RC (Payor, A.)	04:40.537	31.985
7	5	AUS Alan Mitchell, Albert Pk - Sth Melt	05:12.859	01:04.307




< 1 - 7 of 7 >

Event #3035 Mens J-M 8+ Final 1 (10:15) Official

Place	Lane	Entry	Time	Margin
	3	INT Christiania RK (NO), Chinook (US),	04:49.068	

< 1 - 1 of 1 >

Event #3036 Mens B 1x Final 1 (10:21) Official

Place	Lane	Entry	Time	Margin
	5	ARG America (Moretti, E.)	03:44.916	
	7	USA RowHouse (Acosta, J.)	03:45.911	00.995
	0	USA Texas Rowing Center (Schnepp, D.)	03:55.145	10.229
4	4	IND BRC (Singh, R.)	03:58.571	13.655
5	6	USA Undine (Reed, J.)	03:59.321	14.405
6	1	BRA CABANGA (De Souza, C.)	04:03.471	18.555
7	3	BRA Aldo Luz (Soares, G.)	04:05.221	20.305
8	2	USA Tampa Rowing Club, Inc. (Coble, M.)	04:29.976	45.060
< 1 - 8 of 8 >				

Event #3037 Mens B 1x Final 2 (10:24) Official

Place	Lane	Entry	Time	Margin
1	3	RUS Ushakov (Morgachev, N.)	03:38.313	
2	1	GER R.G.Hansa Hamburg (Dobbert, T.)	03:41.473	03.160
3	7	USA Sarasota County (Gonzalez, J.)	03:55.523	17.210
4	5	BRA GPA (Holderbaum, F.)	04:03.763	25.450
5	4	USA Texas Rowing Center (Griffin II, N.)	04:08.538	30.225
6	0	USA RollinsCRA (Aller, M.)	04:11.257	32.944
7	2	BRA Grêmio (Leal, J.)	04:24.263	45.950
8	6	USA Rocky Mountain (Hoskins, J.)	04:31.618	53.305
< 1 - 8 of 8 >				

Event #3038 Mens B 1x Final 3 (10:27) Official

Place	Lane	Entry	Time	Margin
1	5	DEN Sorø (Molvig, C.)	03:43.348	

Place	Lane	Entry	Time	Margin
2	4	GUA Guatemala (Sosa, D.)	03:44.383	01.035
3	3	UKR RC Energia (Tsebro, P.)	03:45.113	01.765
4	7	BRA Naval (Godoy, G.)	03:47.285	03.937
5	0	USA First Coast (Lutat, W.)	03:56.349	13.001
6	2	USA Capital (Best, R.)	04:00.415	17.067
7	6	USA Undine (Preetam, A.)	04:00.595	17.247
-	1	BRA Remo Adaptar (Cardoso, H.)	DNS	-
< 1 - 8 of 8 >				

Event #3039 Mens B 1x Final 4 (10:30) Official

Place	Lane	Entry	Time	Margin
1	2	CHI Estrella Blanca (Bartsch, D.)	03:42.618	
2	1	BRA Riachuelo (Knabben Ribeiro, E.)	03:44.885	02.267
3	5	USA Detroit Boat Club (Stanovoy, A.)	03:48.018	05.400
4	6	POL Szczecin (Michalski, D.)	03:51.030	08.412
5	3	USA Greater Columbus (Briggs, R.)	03:53.805	11.187
6	7	USA North Palm Beach (Jones, J.)	04:07.755	25.137
-	4	BRA Capibaribe (de araujo, f.)	DNS	-
< 1 - 7 of 7 >				

Event #3040 Mens B 1x Final 5 (10:33) Official

Place	Lane	Entry	Time	Margin
1	1	BRA Clube de Regatas Curitiba (Sousa,	03:41.344	
2	6	ARG Párana (Sanchez, J.)	03:44.207	02.863
3	4	USA Vesper (Kaplan, G.)	03:44.987	03.643

Place	Lane	Entry	Time	Margin
4	3	BRA Universidade de Sao Paulo (Brito, ...)	03:47.072	05.728
5	5	CZE VK Vajgar Jindrichuv Hradec (Drne ...)	03:52.777	11.433
6	2	USA Riverside (Wolf, S.)	03:53.787	12.443
7	7	USA S&M Rowing (King, P.)	04:03.387	22.043
< 1 - 7 of 7 >				

Event #3041 Mens B 1x Final 6 (10:36) Official




Place	Lane	Entry	Time	Margin
1	7	USA Whitemarsh Boat Club (Wobeser, ...)	03:44.179	
2	5	BRA Aldo Luz (Pereira Junior, E.)	03:50.229	06.050
3	2	POL Posnania (Bednarek, G.)	03:53.439	09.260
4	3	USA RowHouse (Touzard, A.)	03:55.589	11.410
5	6	GBR Thames (Andreesen, T.)	03:58.929	14.750
6	1	BRA CABANGA (Amaury, A.)	04:00.581	16.402
7	4	USA Undine (Rhodes, D.)	04:02.614	18.435
< 1 - 7 of 7 >				

Event #3042 Mens B 1x Final 7 (10:39) Official

Place	Lane	Entry	Time	Margin
1	7	USA Undine (Weaver, R.)	03:45.069	
2	1	DEN Sorø (Rasmussen, K.)	03:50.932	05.863
3	6	BRA Aldo Luz (Knoll, M.)	03:51.264	06.195
4	3	GBR Putney Town (Boileau (Ali), E.)	03:55.544	10.475
5	2	USA S&M Rowing (Brown, M.)	04:02.194	17.125
6	5	IRL Galway (Breen, J.)	04:04.469	19.400

Place	Lane	Entry	Time	Margin
7	4	USA Malta (Cutler, J.)	04:12.869	27.800
		< 1 - 7 of 7 >		


Event #3043 Mens E 4- Final 1 (10:44) Official

Place	Lane	Entry	Time	Margin
	4	USA Mounties, Palm Beach (michalitsia	03:27.118	
	3	USA East Arm (Cody, j.)	03:30.041	02.923
	2	USA Riverside (Schreiber, R.)	03:34.291	07.173
4	5	BRA GUAJARÁ (Sampaio, A.)	03:36.668	09.550
5	7	USA CHAOS (Bukowski, T.)	03:36.683	09.565
6	6	USA Virginia, Potomac, Riverside (Alexe	03:46.583	19.465
7	1	USA CRI (Lynch, R.)	03:48.598	21.480
		< 1 - 7 of 7 >		

Event #3044 Mens E 4- Final 2 (10:47) Official

Place	Lane	Entry	Time	Margin
1	3	RUS Ushakov (Ovechko, D.)	03:22.280	
2	2	USA New Haven (Schofield, M.)	03:24.680	02.400
3	7	USA Virginia, Washington Rowing Scho	03:33.450	11.170
4	5	USA Potomac (Holland, N.)	03:34.630	12.350
5	4	USA Palm Beach, Occoquan Internatio	03:35.778	13.498
6	6	USA Rocky Mountain (Fletcher, G.)	03:45.075	22.795
-	1	USA Caloosa Coast (Albert, A.)	DNS	-
		< 1 - 7 of 7 >		

Event #3045 Womens B 2x Final 1 (10:52) Official

Place	Lane	Entry	Time	Margin
	3	USA Vesper (Kaplan, S.)	03:46.442	
	6	USA Alexandria (Clark, A.)	03:58.512	12.070
	5	BRA CNRAC, Clube de Regatas Curitiba	04:01.607	15.165
4	7	USA Rocky Mountain (Evans, T.)	04:02.937	16.495
5	1	USA Belmont Rowing (Piercy, S.)	04:11.922	25.480
6	2	CAN Pinawa, Winnipeg (Vilks, C.)	04:16.292	29.850
7	0	USA Baltimore (Wdlayka, C.)	04:22.496	36.054
-	4	USA New Orleans (Huppi, H.)	DNS	-
< 1 - 8 of 8 >				

Event #3046 Womens B 2x Final 2 (10:55) Official

Place	Lane	Entry	Time	Margin
1	5	USA Lookout (Novak, M.)	03:52.022	
2	3	CAN Winnipeg (Brown, V.)	03:59.824	07.802
3	4	USA Atomic Rowing (Dowhos-O'Gorma	04:01.004	08.982
4	1	USA Minneapolis Rowing Club (Rosso r	04:01.054	09.032
5	6	USA Gainesville Area Rowing, S&M Row	04:05.844	13.822
6	2	USA Riverside (Dewitt, D.)	04:10.679	18.657
-	0	USA Rocky Mountain (Pham, A.)	DNS	-
-	7	USA Baltimore (Corona, M.)	DNS	-
< 1 - 8 of 8 >				

Event #3047 Womens B 2x Final 3 (10:58) Official

Place	Lane	Entry	Time	Margin
1	3	CAN Winnipeg (Taylor, T.)	03:49.314	

Place	Lane	Entry	Time	Margin
2	6	BRA Naval (Bex, L.)	03:53.274	03.960
3	7	USA Lookout (Duff, S.)	03:55.074	05.760
4	2	USA Passaic River (de Luccas, M.)	04:06.189	16.875
5	5	USA Sarasota Crew (Weber, H.)	04:20.514	31.200
6	4	USA Texas Rowing Center (Schnepp, A.)	04:27.334	38.020
7	1	USA Vero Beach Rowing, Avalon (Modrz	04:40.884	51.570
-	0	USA CHAOS (James, A.)	DNS	-
< 1 - 8 of 8 >				

Event #3048 Womens B 2x Final 4 (11:01) Official




Place	Lane	Entry	Time	Margin
1	1	USA Sarasota Scullers (Wiegandt, K.)	03:42.099	
2	6	GBR Strathclyde Park (Ord, A.)	03:48.059	05.960
3	7	USA Vesper (James, A.)	03:49.929	07.830
4	4	ARG San Fernando, La Marina (Beron, M)	03:59.184	17.085
5	2	INT Detroit Boat Club (US), Albert Pk - 5	04:05.269	23.170
6	5	USA Carnegie Lake (Ford, R.)	04:14.264	32.165
7	3	CAN Calgary RC (Miller, B.)	04:34.324	52.225
< 1 - 7 of 7 >				

Event #3049 Womens B 2x Final 5 (11:04) Official

Place	Lane	Entry	Time	Margin
1	7	USA Peachtree City Rowing Club, Potor	03:44.485	
2	3	DEN Køge, Roforeningen KVIK (Gravad,	03:52.160	07.675
3	6	USA Dallas, Texas Rowing Center (Eltin;	03:58.400	13.915

Place	Lane	Entry	Time	Margin
4	1	USA Miami Rowing Club (Ortiz, Y.)	04:01.615	17.130
5	5	USA Chicago (Zierk, M.)	04:13.190	28.705
6	4	INT Asociacion Cordobesa de Remo (Af	04:18.510	34.025
7	2	ARG San Fernando (Romano, P.)	04:20.685	36.200
< 1 - 7 of 7 >				

Event #3050 Mens H 1x Final 1 (11:09) Official


Place	Lane	Entry	Time	Margin
	5	USA Occoquan International (Hamlin,	04:12.399	
	4	ARG Rowing Club Argentino (peralta, r	04:13.124	00.725
	1	USA Cape Fear (Bell, J.)	04:32.444	20.045
4	7	USA Anchorage (Bryson, G.)	04:50.689	38.290
5	0	USA Caloosa Coast (Pokorny, J.)	04:59.778	47.379
6	3	USA Rocky Mountain (Francis, P.)	05:20.864	01:08.465
-	2	NOR Christiania RK (Brøymer, Ø.)	DNS	-
-	6	PER Lima (Spihlmann, J.)	DNS	-
< 1 - 8 of 8 >				

Event #3051 Mens H 1x Final 2 (11:12) Official

Place	Lane	Entry	Time	Margin
1	2	GER Tuebinger (Wilhelm, D.)	04:11.693	
2	1	USA Ann Arbor RC (Montie, J.)	04:12.333	00.640
3	5	USA Sarasota County (Wright, R.)	04:30.233	18.540
4	7	USA Fairmount (Jonik, P.)	04:42.673	30.980
5	6	USA Rock Creek (Bracewell, J.)	04:47.553	35.860

Place	Lane	Entry	Time	Margin
6	0	USA Chinook (Dolotov, A.)	04:55.832	44.139
7	3	BRA BARROSO (PRIORI, O.)	05:46.668	01:34.975
-	4	NOR Christiania RK (Refsum, H.)	DNS	-
		< 1 - 8 of 8 >		

Event #3052 Mens H 1x Final 3 (11:15) Official

Place	Lane	Entry	Time	Margin
1	5	JPN Seta Rowing (Adachi, A.)	04:16.269	
2	2	IRL Tony Corcoran (Corcoran, T.)	04:29.186	12.917
3	0	USA Malta (Patterson, C.)	04:36.010	19.741
4	7	USA North Palm Beach (Merriam, J.)	04:40.856	24.587
5	3	 USA Virginia (Bosshard, S.)	04:46.396	30.127
6	6	USA Lincoln Park Boat Club (Sklyanskiy	04:49.091	32.822
7	1	USA Detroit Boat Club (Maher, B.)	04:55.631	39.362
-	4	BRA CR Piraquê (Stirling, A.)	DNS	-
		< 1 - 8 of 8 >		

Event #3053 Mens H 1x Final 4 (11:18) Official

Place	Lane	Entry	Time	Margin
1	6	NOR Drammen (Hoff, S.)	04:13.198	
2	7	USA Cambridge (Lee, R.)	04:14.008	00.810
3	4	IRL Carlow (Dooley, A.)	04:32.953	19.755
4	0	USA Duxbury Bay Maritime School (Sf	04:41.417	28.219
5	2	DEN Holstebro (Rømer, O.)	04:46.073	32.875
6	3	USA Amoskeag (Shields, M.)	04:49.468	36.270

Place	Lane	Entry	Time	Margin
7	1	USA Gainesville Area Rowing (Southw	05:07.143	53.945
8	5	JPN Uozaki (Yokoyama, I.)	06:01.368	01:48.170
		1 - 8 of 8		

Event #3054 Mens H 1x Final 5 (11:21) Official

Place	Lane	Entry	Time	Margin
1	1	GER KRKG 1880 e.V. (Opitz, k.)	04:19.890	
2	7	USA Washington Rowing School (Curr	04:47.875	27.985
3	2	PER Lima (Valega, R.)	04:48.525	28.635
4	0	 USA Virginia (LeBlanc, D.)	04:52.799	32.909
5	3	USA Stewards Foundation (Jenkins, D	05:09.785	49.895
6	4	ARG La Marina (Pardo Galan, E.)	05:17.970	58.080
7	5	USA Fairmount (Killen, H.)	08:24.820	04:04.930
-	6	BRA Brasilia Cross (Schneider, R.)	DNF	-
		1 - 8 of 8		

Event #3055 Mens C 4+ Final 1 (11:26) Official

Place	Lane	Entry	Time	Margin
	5	CAN Georgian Bay (Rourke, D.)	03:25.997	
	0	USA Harvard Alum 1992, RollinsCRA (C:	03:26.539	00.542
	6	USA Chinook (De Bever, S.)	03:29.002	03.005
4	7	USA Capital (Hughes, J.)	03:36.792	10.795
5	4	INT Asheville Rowing Club (US), Párana	03:37.102	11.105
6	2	USA RollinsCRA (Pistor, S.)	03:39.127	13.130
7	3	USA Riverside (Feldman, M.)	03:39.442	13.445

Place	Lane	Entry	Time	Margin
-	1	USA Avalon, Augusta, Navesink River R	DNS	-

< **1 - 8 of 8** >

Event #3056 Mens C 4+ Final 2 (11:29) Official

Place	Lane	Entry	Time	Margin
1	7	USA RollinsCRA (Spitzmiller, M.)	03:30.396	
2	0	USA Nashville (Kuttelwascher, D.)	03:33.766	03.370
3	6	USA Fairmount, University (Ryan, J.)	03:34.726	04.330
4	3	USA Atlanta (Owens, J.)	03:36.696	06.300
5	4	INT Estrella Blanca (CL), Deportivo Al	03:38.571	08.175
6	2	USA CHAOS (Smith, R.)	03:45.526	15.130
7	5	 USA Jacksonville (Whitbeck, R.)	03:53.751	23.355
8	1	USA Halifax (Power, T.)	04:33.694	01:03.298

< **1 - 8 of 8** >

Event #3057 Womens E 4- Final 1 (11:32) Official




Place	Lane	Entry	Time	Margin
	5	USA Chinook (Davis, D.)	03:56.408	
	6	INT New Haven (US), WSAP Hamburg (I	04:03.733	07.325
	4	USA CRI (Martini, C.)	04:16.398	19.990
4	3	USA Masters Coaching (Reid, S.)	04:31.438	35.030
5	1	USA Tampa Athletic Club, Miami Rowin	04:35.043	38.635
-	2	USA Sarasota County (Jane, h.)	DNS	-

< **1 - 6 of 6** >




Event #3058 Womens E 4- Final 2 (11:35) Official

Place	Lane	Entry	Time	Margin
1	3	CZE VK Slavia Praha (Malecková, H.)	04:00.245	
2	4	USA Chinook (Friel, H.)	04:02.358	02.113
3	1	USA Minneapolis Rowing Club (Lund, K)	04:11.578	11.333
4	2	USA Sarasota Crew (Gutek, S.)	04:35.690	35.445
-	5	USA Newport (Duddy, E.)	DNS	-
		1 - 5 of 5		

Event #3059 Womens H 2x Final 1 (11:40) Official

Place	Lane	Entry	Time	Margin
	0	NED RV Rijnland (de Jong, M.)	04:20.428	
	7	USA Chinook (Cann, A.)	04:23.714	03.286
	5	DEN Fredensborg (Boldt, M.)	04:33.839	13.411
4	4	USA Fairmount (Sargent, S.)	04:38.194	17.766
5	3	POL Posnania (Pribe, D.)	04:42.844	22.416
6	6	USA Atlanta, Chester River (Teborek, C)	04:54.034	33.606
7	1	USA Kenai Crewsers, Colorado Rowing	05:12.659	52.231
8	2	JPN Seta Rowing (Nakanishi, M.)	05:33.711	01:13.283
		1 - 8 of 8		

Event #3060 Mens F 2- Final 1 (11:43) Official




Place	Lane	Entry	Time	Margin
	4	USA La Baie Verte (Engelhardt, S.)	03:57.149	
	1	BRA CR Bandeirantes (Santos, L.)	04:00.396	03.247
	5	USA Chinook (Busuiocanu, A.)	04:01.361	04.212
4	3	BRA Martinelli (Do Rosario, R.)	04:12.911	15.762

Place	Lane	Entry	Time	Margin
5	2	USA Sarasota County (Higel, R.)	04:18.456	21.307
		1 - 5 of 5		

Event #3061 Mens F 2- Final 2 (11:46) Official

Place	Lane	Entry	Time	Margin
1	2	RUS Ushakov (Anisimov, I.)	03:52.767	
2	3	IRL Cappoquin (Murray, M.)	03:56.127	03.360
3	1	USA Riverside (Barnes, G.)	04:17.167	24.400
4	5	USA New Haven (Schofield, M.)	04:30.177	37.410
-	4	USA Occoquan International (Lowe, J.)	DNS	-
		1 - 5 of 5		

Event #3062 Womens C 8+ Final 1 (11:58) Official

Place	Lane	Entry	Time	Margin
	5	USA S&M Rowing, Potomac, Sarasota S	03:25.666	
	2	USA Chinook (Moore, A.)	03:29.324	03.658
	6	USA Capital (Elias, C.)	03:32.024	06.358
4	4	USA Riverside, Cambridge (Verheul, A.)	03:38.709	13.043
5	1	USA Orlando RC (Vesela, J.)	03:40.804	15.138
6	3	USA Orlando RC, Edgewater HS (Snyde	03:43.724	18.058
		1 - 6 of 6		


Event #3063 Womens C 8+ Final 2 (12:01) Official

Place	Lane	Entry	Time	Margin
1	1	USA College Club Seattle, Pocock (Scul	03:30.714	
2	6	USA Alexandria (Jones, P.)	03:37.099	06.385

Place	Lane	Entry	Time	Margin
3	2	USA Atlanta (Conway, C.)	03:45.479	14.765
4	5	USA Carnegie Lake (Müller, A.)	03:46.529	15.815
5	4	USA Chinook (Galow, L.)	03:47.039	16.325
-	3	USA Baltimore (Turtle, E.)	DNS	-




< 1 - 6 of 6 >

Event #3064 Womens C 8+ Final 3 (12:04) Official

Place	Lane	Entry	Time	Margin
1	2	USA Dallas, Texas Rowing Center (Eltin;)	03:35.079	
2	3	USA Minneapolis Rowing Club, Masters	03:36.656	01.577
3	6	USA Chinook (Charles-Chisholm, D.)	03:46.076	10.997
4	5	USA Annapolis RC (Iannaccone, A.)	03:47.229	12.150
5	1	USA CRI (Sutter, C.)	03:51.736	16.657
6	4	 USA Jacksonville (Sanchez-Salazar, B.)	03:58.706	23.627




< 1 - 6 of 6 >

Event #3065 Mens I 4+ Final 1 (12:09) Official

Place	Lane	Entry	Time	Margin
	4	INT Quintin (GB), Potomac (US), Marin	03:58.475	
	3	USA Kent Mitchell, Marin, Lake Washinç	04:00.750	02.275
	2	INT Rocky Mountain (US), Detroit Boat	04:28.823	30.348
-	5	USA Chinook, River City, Capital City Rc	DNS	-

< 1 - 4 of 4 >

Event #3066 Mens D 2x Final 1 (12:14) Official

Place	Lane	Entry	Time	Margin
	5	USA Texas Rowing Center (Knifton, M.)	03:31.363	
	1	ARG Regatas Rosario (Maknis, C.)	03:36.113	04.750
	4	INT Atlanta (US), Galway (IE) (Cloherty,	03:37.216	05.853
4	6	MEX España (Schnippenkoetter, M.)	03:42.228	10.865
5	3	BRA Clube de Remo Rio de Janeiro (Szt	03:42.643	11.280
6	7	USA Ft. Worth, Belmont Rowing (Fujii, I	03:53.588	22.225
7	0	USA Asheville Rowing Club (Pentchev, I	03:56.018	24.655
8	2	USA Fairmount (Kieffer, J.)	04:09.993	38.630
< 1 - 8 of 8 >				

Event #3067 Mens D 2x Final 2 (12:17) Official

Place	Lane	Entry	Time	Margin
1	2	SRB Serbia (Banjanac, V.)	03:31.028	
2	5	BRA Aldo Luz (Athayde, C.)	03:32.850	01.822
3	7	USA Rockland (Bohan, J.)	03:39.505	08.477
4	3	PER Lima (Spihlmann, J.)	03:46.980	15.952
5	0	USA North Palm Beach (Jones, J.)	03:51.604	20.576
6	1	USA Halifax (Dhainaut, J.)	03:54.735	23.707
7	6	USA CRI (Senner, J.)	03:55.590	24.562
8	4	DEN Middelfart RK, Fredericia (Olesen,	03:58.605	27.577
< 1 - 8 of 8 >				

Event #3068 Mens D 2x Final 3 (12:20) Official

Place	Lane	Entry	Time	Margin
1	3	INT RC Bergedorf (DE), Posnania (PL) (L	03:31.357	

Place	Lane	Entry	Time	Margin
2	4	USA Whitemarsh Boat Club, Pennsylvania	03:34.367	03.010
3	6	USA Rocky Mountain (Sax, R.)	03:36.922	05.565
4	1	USA Rockland (Kallfelz, A.)	03:40.972	09.615
5	7	INT Remo Llacolén (CL), Sajonia (PY) (M)	03:45.297	13.940
6	2	CAN Georgian Bay (Rourke, D.)	03:46.427	15.070
7	0	BRA CABANGA (Manoel, J.)	03:47.776	16.419
-	5	GER Pirnaer RV, Grünau (Zobjack, T.)	DNS	-
< 1 - 8 of 8 >				

Event #3069 Mens D 2x Final 4 (12:23) Official

Place	Lane	Entry	Time	Margin
1	4	ARG Regatas América, La Marina (Gonz.	03:36.923	
2	1	ARG Argentina, Tigre Boat Club (Caggia	03:44.963	08.040
3	3	DEN Humlebæk Roklub (Jensen, C.)	03:45.643	08.720
4	6	BRA Clube União, Centro Náutico Poter	03:47.123	10.200
5	7	USA All-American Rowing Camp (Prest	03:51.833	14.910
6	2	USA Rocky Mountain (Dotkov, K.)	04:09.658	32.735
7	0	CAN Winnipeg (Nakagawa, S.)	04:25.742	48.819
-	5	USA Tampa Rowing Club, Inc. (Haberla	DNS	-
< 1 - 8 of 8 >				

Event #3070 Mens D 2x Final 5 (12:26) Official





Place	Lane	Entry	Time	Margin
1	6	GER Ruderclub Fürstenwalde 1893 e., F	03:32.174	
2	2	USA Malta (Trocky, T.)	03:35.039	02.865

Place	Lane	Entry	Time	Margin
3	3	BRA Martinelli (Silva Filho, P.)	03:42.944	10.770
4	1	ARG La Marina (Massaccesi, C.)	03:43.867	11.693
5	4	USA Row Brevard (Crossley, B.)	03:47.489	15.315
6	7	USA CRI (Stevenson, D.)	04:10.059	37.885
7	5	CAN Aviron Lachine (Shinder, S.)	04:24.429	52.255
< 1 - 7 of 7 >				

Event #3071 Mens D 2x Final 6 (23:29) Official

Place	Lane	Entry	Time	Margin
1	2	USA New York AC, Baltimore (Windekn	03:43.518	
2	1	DEN Nyborg, Middelfart RK (Sorensen,	03:50.458	06.940
3	7	ARG Club Teutonia (Concilio, D.)	03:50.953	07.435
4	6	USA Riverside, Potomac (Schreiber, R.)	03:59.408	15.890
5	4	USA CRI (Kovacs, S.)	04:34.918	51.400
-	3	CHI Sausalito (Aravena, H.)	DNS	-
-	5	BRA BARROSO (MOCELLIN, I.)	DNS	-
< 1 - 7 of 7 >				

Event #3072 Womens F 1x Final 1 (12:34) Official

Place	Lane	Entry	Time	Margin
	7	USA DWRA Detroit (Kirchhoff, R.)	04:15.642	
	6	USA Martha's Moms (Runde, E.)	04:30.380	14.738
	4	USA Chinook (Walters, T.)	04:35.605	19.963
4	1	 USA Jacksonville (Smith, L.)	04:37.360	21.718
5	3	USA Lake Washington (Newman, H.)	04:45.940	30.298

Place	Lane	Entry	Time	Margin
6	0	CAN Ridley Graduate (Krahulec, L.)	04:46.844	31.202
7	2	USA Newport (Rappaport, J.)	05:12.090	56.448
8	5	USA Gainesville Area Rowing (Hopen,	05:33.155	01:17.513

< 1 - 8 of 8 >

Event #3073 Womens F 1x Final 2 (12:37) Official

Place	Lane	Entry	Time	Margin
1	6	USA Atomic Rowing (Merzbacher, C.)	04:25.989	
2	3	USA Masters Coaching (Brown, J.)	04:42.044	16.055
3	0	USA Cincinnati RC (Alonso, M.)	04:52.108	26.119
4	1	USA San Diego RC (Sullivan, S.)	04:57.102	31.113
5	5	USA Minneapolis Rowing Club (Ping, V	04:57.684	31.695
6	4	USA Orlando RC (Blake, D.)	05:13.874	47.885
7	7	USA Gainesville Area Rowing (Bergdol	05:15.074	49.085
8	2	JPN Seta Rowing (Nakade, Y.)	05:57.554	01:31.565

< 1 - 8 of 8 >


Event #3074 Womens F 1x Final 3 (12:40) Official

Place	Lane	Entry	Time	Margin
1	1	USA Washington Rowing School (Cole,	04:38.109	
2	5	USA Rocky Mountain (Acosta, N.)	04:40.321	02.212
3	3	USA Chinook (Graubard, C.)	04:42.941	04.832
4	2	USA Potomac (Lytel, J.)	04:47.861	09.752
5	7	USA Lake County (Brown, B.)	04:54.791	16.682
6	4	ARG Argentina (Iora, a.)	04:57.136	19.027

Place	Lane	Entry	Time	Margin
-	0	USA Sarasota County (Schoch, R.)	DNS	-
-	6	NZL Auckland (DeLong, M.)	DNS	-

< 1 - 8 of 8 >

Event #3075 Womens F 1x Final 4 (12:43) Official

Place	Lane	Entry	Time	Margin
1	6	USA PCRA (Stirton Aust, L.)	04:46.772	
2	5	 USA Tulsa (Bridges, T.)	05:00.925	14.153
3	0	USA Potomac (porter, I.)	05:10.499	23.727
4	7	USA Miami Beach Rowing Club (West,	05:15.965	29.193
5	2	JPN Seta Rowing (Nagase, N.)	05:27.055	40.283
6	4	USA Gainesville Area Rowing (Sallese-	05:27.565	40.793
7	1	USA Lake County (Kamrad, D.)	05:31.685	44.913
8	3	BRA GUAJARÁ (Teixeira, I.)	07:21.302	02:34.530

< 1 - 8 of 8 >

Event #3076 Mens G 8+ Final 1 (12:48) Official

Place	Lane	Entry	Time	Margin
	3	USA Detroit Boat Club, Occoquan Interi	03:21.000	
	6	INT New Haven (US), Dart Totnes (GB),	03:22.383	01.383
	5	USA Minneapolis Rowing Club, Fairmou	03:27.988	06.988
4	2	USA Chinook (Nash, M.)	03:29.663	08.663
5	4	INT San Fernando (AR), Tigre Boat Clu	03:41.188	20.188
6	1	JPN Dankaigo, Mitsubishi, Seta Rowing	04:11.528	50.528

< 1 - 6 of 6 >

Event #3077 Mens G 8+ Final 2 (12:51) Official

Place	Lane	Entry	Time	Margin
1	2	USA Occoquan International (Lowe, J.)	03:18.505	
2	3	NOR Christiania RK, Drammen (Hoy, I.)	03:23.465	04.960
3	5	USA RollinsCRA (Crowell, P.)	03:26.062	07.557
4	1	INT Tallahassee Rowing Club (US), OAR	03:38.872	20.367
5	4	JPN Nagoya (Motoyasu, K.)	04:10.957	52.452




< 1 - 5 of 5 >

Event #3078 Mens J-M 2x Final 1 (12:56) Official

Place	Lane	Entry	Time	Margin
 1	2	GER Crefeld, RG Wetzlar J (Busch, W.)	04:26.642	
 2	6	BRA Santa Catarina L (Maia Martins, C)	04:46.767	20.125
 3	4	NOR Christiania RK K (Ahlsand, T.)	04:53.447	26.805
4	5	USA Colorado Rowing, Casitas Rowing	05:08.382	41.740
5	3	USA College Club Seattle J (Wright, A.)	05:11.977	45.335
6	1	USA Fairmount J (Announced 2, T.)	05:41.150	01:14.508

< 1 - 6 of 6 >

Event #3079 Mens B 4- Final 1 (13:02) Official




Place	Lane	Entry	Time	Margin
 1	6	USA Fairmount (Dolson, M.)	03:14.334	
 2	3	USA Chicago (Gordon, J.)	03:20.154	05.820
 3	5	BRA Corinthians, CABANGA (da Cunha I)	03:27.279	12.945
4	4	ITA C Milano (Francesco, F.)	03:27.737	13.403
5	2	KOR Seoul Rowing Club, WITHUS Rowi	03:37.809	23.475

Place	Lane	Entry	Time	Margin
6	1	USA Riverside (Jenkins, D.)	03:46.794	32.460
		< 1 - 6 of 6 >		

Event #3080 Mens B 4- Final 2 (13:05) Official

Place	Lane	Entry	Time	Margin
1	5	RUS Ushakov (Ovechko, D.)	03:14.710	
2	1	BRA GPA (Holderbaum, F.)	03:29.908	15.198
3	4	USA Chinook (Farrington, J.)	03:35.973	21.263
4	2	USA RowHouse, Miami Rowing Club, At	03:36.183	21.473
5	3	INT Tigre Boat Club (AR), Párana (AR), M	03:43.693	28.983
-	6	INT Vasco Da Gama (BR), Regatas Rosal	DNS	-
		< 1 - 6 of 6 >		

Event #3081 Womens A 4x Final 1 (13:08) Official


Place	Lane	Entry	Time	Margin
	4	USA Vesper, University (Mather, V.)	03:37.780	
	5	USA Gainesville Area Rowing, New Orle	03:42.997	05.217
	6	CAN Winnipeg, Pinawa (Taylor, T.)	03:46.982	09.202
4	1	USA Chinook (Dustman, N.)	03:47.117	09.337
5	3	USA Rocky Mountain (Genaud, N.)	03:48.107	10.327
6	7	USA Sarasota County, Treasure Coast, f	03:48.782	11.002
7	2	USA Alexandria (gilmartin, t.)	03:52.162	14.382
		< 1 - 7 of 7 >		

Event #3082 Womens A 4x Final 2 (13:11) Official

Place	Lane	Entry	Time	Margin
1	6	USA Sarasota Scullers, Pine Crest, Peac	03:33.673	
2	5	USA Lookout (Novak, M.)	03:38.513	04.840
3	1	USA Riverside (Dewitt, D.)	03:50.883	17.210
4	4	INT Køge (DK), Nyborg (DK), Saskatoon	03:52.258	18.585
5	2	CAN Winnipeg (Lefort, A.)	03:59.128	25.455
6	3	USA Texas Rowing Center (Houtz, A.)	04:01.303	27.630

< 1 - 6 of 6 >

Event #3083 Mens E 1x Final 1 (13:16) Official

Place	Lane	Entry	Time	Margin
	6	CHI Estrella Blanca (Retamal, A.)	04:01.253	
	2	PER Lima (Rivero, J.)	04:03.833	02.580
	7	USA Palm Beach (Conroy, M.)	04:12.418	11.165
4	4	BRA Clube União (Madruga, F.)	04:37.730	36.477
5	5	USA Greater Dayton (White, B.)	04:55.170	53.917
-	0	USA Occoquan International (Johnson,	DNS	-
-	1	GER R.G.Hansa Hamburg (Franke, S.)	DNS	-
-	3	USA Naples (Jaron, S.)	DNS	-

< 1 - 8 of 8 >

Event #3084 Mens E 1x Final 2 (13:19) Official

Place	Lane	Entry	Time	Margin
1	0	USA River City (Griffith, J.)	03:45.742	
2	6	USA RowHouse (Rojas, M.)	03:50.813	05.071
3	3	PER Lima (Viacava, L.)	04:06.318	20.576

Place	Lane	Entry	Time	Margin
4	2	USA Asheville Rowing Club (Oppliger, V	04:08.848	23.106
5	4	GBR Lea (Hyndman, M.)	04:19.888	34.146
6	7	USA Row Brevard (Baney, R.)	04:42.578	56.836
-	1	BRA Martinelli (Teixeira, A.)	DNS	-
-	5	UKR Dnipro (Kravets, V.)	DNS	-
		< 1 - 8 of 8 >		

Event #3085 Mens E 1x Final 3 (13:22) Official

Place	Lane	Entry	Time	Margin
1	0	USA Potomac (Pietra, P.)	04:04.130	
2	3	USA CHAOS (Bukowski, T.)	04:09.526	05.396
3	1	CHI Remo Llacolén (Munnier, C.)	04:12.046	07.916
4	2	BRA GUAJARÁ (Loureiro Contente, G.)	04:12.321	08.191
5	7	USA Detroit Boat Club (ONeill, D.)	04:19.496	15.366
6	4	CAN Winnipeg (Lamont, A.)	04:20.786	16.656
7	6	USA Cape Fear (Basquill, M.)	04:25.916	21.786
8	5	FIN Neste (Vuori, T.)	04:31.806	27.676
		< 1 - 8 of 8 >		

Event #3086 Mens E 1x Final 4 (13:25) Official

Place	Lane	Entry	Time	Margin
1	3	USA RowHouse (Viacava, F.)	03:56.623	
2	1	USA CHAOS (McDonogh, R.)	04:02.610	05.987
3	7	BRA CR Bandeirantes (Barbosa Rodrigu	04:11.715	15.092
4	0	USA Vero Beach Rowing (Young, T.)	04:16.989	20.366

Place	Lane	Entry	Time	Margin
5	2	GBR Durham (Rutter, P.)	04:18.410	21.787
6	6	NED De Maas (Pronk, P.)	04:20.115	23.492
7	5	USA Rocky Mountain (Hernacki, T.)	04:25.960	29.337
8	4	GER SC Berlin-Koepenick (Andreowsky	04:40.420	43.797
		<	1 - 8 of 8	>

Event #3087 Mens E 1x Final 5 (13:28) Official

Place	Lane	Entry	Time	Margin
1	0	CAN Georgian Bay (Garms, J.)	03:57.356	
2	6	USA Chinook (Kozicz, P.)	03:59.712	02.356
3	2	POR Cerveira Remo (Baixinho, H.)	04:03.192	05.836
4	5	CZE VK Slavia Praha (Knopp, J.)	04:09.507	12.151
5	7	USA Miami Beach Rowing Club (Issa, N.	04:12.907	15.551
6	1	USA Potomac (Folger, P.)	04:25.927	28.571
7	3	BRA GPA (Cunha, A.)	04:38.617	41.261
-	4	NOR Christiania RK (Riktor, R.)	DNS	-
		<	1 - 8 of 8	>

Event #3088 Mens E 1x Final 6 (13:31) Official

Place	Lane	Entry	Time	Margin
1	1	ESP Trasmerano (Garay, A.)	03:51.512	
2	0	USA Riverside (O'Brien, A.)	04:04.701	13.189
3	2	USA Washington Rowing School (Plog,	04:10.052	18.540
4	3	BRA Paysandu (Seabra, I.)	04:22.662	31.150
5	4	DEN Humlebæk Roklub (Wellendorph,	04:25.502	33.990

Place	Lane	Entry	Time	Margin
6	5	USA ROCCS (Bergstrom, M.)	04:34.332	42.820
-	6	RUS English RC (Tyutin, D.)	DNS	-
-	7	HKG RHKYC (Welles, M.)	DNS	-
		<	1 - 8 of 8	>

Event #3089 Mens E 1x Final 7 (13:34) Official

Place	Lane	Entry	Time	Margin
1	3	USA Minneapolis Rowing Club (Faber,	03:51.794	
2	5	CAN Calgary RC (Toth, T.)	03:57.352	05.558
3	7	USA Los Angeles (Garcia-May, M.)	04:09.667	17.873
4	1	DEN Humlebæk Roklub (Probst, C.)	04:20.812	29.018
5	2	BRA Universidade de Sao Paulo (de Li	04:34.422	42.628
6	4	JPN Mitsubishi (Ishizuka, N.)	04:51.582	59.788
7	6	USA All North Shore Crew (Shoup, C.)	08:33.459	04:41.665
-	0	AUS Essendon (Juzefowicz, T.)	DNS	-
		<	1 - 8 of 8	>

Event #3090 Mens E 1x Final 8 (13:37) Official


Place	Lane	Entry	Time	Margin
1	7	CAN Georgian Bay (Huet, M.)	03:59.472	
2	6	USA RowHouse (Ruiz, J.)	04:09.337	09.865
3	1	BRA Corinthians (Pereira, F.)	04:33.962	34.490
4	4	DEN Humlebæk Roklub (Strudahl, K.)	04:49.467	49.995
5	3	GBR Coalporters Rowing Club (padwi	05:01.732	01:02.260
6	0	USA All North Shore Crew (Papastrata	07:16.162	03:16.690

Place	Lane	Entry	Time	Margin
-	2	USA SANCA (Kampmann, J.)	DNS	-
-	5	AUS Essendon (Nugent, B.)	DNS	-
< 1 - 8 of 8 >				

Event #3091 Mens E 1x Final 9 (13:40) Official

Place	Lane	Entry	Time	Margin
1	1	BRA Grêmio (Dias Flor, M.)	03:51.184	
2	7	USA Texas Rowing Center (Gates, K.)	03:51.804	00.620
3	5	USA Vero Beach Rowing (Jones, L.)	04:21.924	30.740
4	4	USA SANCA (Kampmann, J.)	04:32.264	41.080
-	2	AUS Essendon (Allsop, S.)	DNS	-
-	3	CAN Terrebonne (Larivière, D.)	DNS	-
-	6	GER RC Bergedorf (Longinus, H.)	DNS	-
< 1 - 7 of 7 >				

Event #3092 Mens E 1x Final 10 (13:43) Official

Place	Lane	Entry	Time	Margin
1	6	DEN Furesø (Kongsbak, O.)	04:02.647	
2	1	JPN Uozaki (Naya, T.)	04:11.177	08.530
3	7	 USA Columbia RC (Elkazzaz, H.)	04:19.862	17.215
4	2	USA All-American Rowing Camp (Prest)	04:38.177	35.530
5	5	ISR Tel-Aviv R.C. (Rutenberg, D.)	04:44.607	41.960
-	3	USA Pennsylvania Barge Club (Malone,	DNS	-
-	4	BRA Martinelli (Santos, E.)	DNS	-
< 1 - 7 of 7 >				



Event #3093 Mens E 1x Final 11 (13:46) Official


Place	Lane	Entry	Time	Margin
1	2	LAT Jurmalas sports (Meikaliss, V.)	04:07.997	
2	6	USA Washington Rowing School (Arnol	04:20.447	12.450
3	3	USA Miami Rowing Club (Arellano, R.)	04:25.757	17.760
4	7	BRA Paysandu (Beltrao Rosas, R.)	04:27.047	19.050
5	1	RUS English RC (Chikov, V.)	04:31.842	23.845
-	4	USA Atomic Rowing (Schay, M.)	DNS	-
-	5	DEN Middelfart RK (Bendtsen, O.)	DNS	-
< 1 - 7 of 7 >				

Event #3094 Mens E 1x Final 12 (13:49) Official

Place	Lane	Entry	Time	Margin
1	5	GBR Dart Totnes (Atkinson, P.)	04:18.879	
2	3	JPN Seta Rowing (Shimomura, S.)	04:25.687	06.808
3	1	SWE Akademiska RF (Royo, G.)	04:27.437	08.558
4	6	BRA São Salvador (Braga, A.)	04:30.137	11.258
5	7	 USA Virginia (Moulton, L.)	04:32.227	13.348
6	4	USA Orlando RC (Devesa, J.)	05:15.039	56.160
-	2	USA Fairmount (Killen, H.)	DNS	-
< 1 - 7 of 7 >				

Event #3095 Mens H 4- Final 1 (14:01) Official

Place	Lane	Entry	Time	Margin
	1	USA Occoquan International (Van Blorr	03:49.233	
	3	USA Occoquan International (Meyers, E	03:54.463	05.230

Place	Lane	Entry	Time	Margin
	4	USA Detroit Boat Club, Ann Arbor RC (B	03:59.593	10.360
4	6	INT Polytechniker RC Zurich (CH), La B:	04:08.533	19.300
5	7	USA Sarasota County (Giannini, R.)	04:12.048	22.815
-	2	LAT Jurmalas sports (Grikis, J.)	DNS	-
-	5	USA Rocky Mountain (Fletcher, G.)	DNS	-
< 1 - 7 of 7 >				

Event #3096 Womens D 4+ Final 1 (14:04) Official


Place	Lane	Entry	Time	Margin
	2	USA College Club Seattle (Canfield, T.)	03:50.289	
	1	USA Capital (Hollins, R.)	03:53.717	03.428
	4	USA Alexandria (Cato, M.)	03:54.634	04.345
4	5	USA Carnegie Lake (Müller, A.)	04:04.257	13.968
5	6	USA Chinook (Moore, A.)	04:04.902	14.613
6	3	USA CRI (Forrester, C.)	04:11.819	21.530
7	7	INT Avalon (US), Bogota (CO), Universit	04:42.117	51.828
< 1 - 7 of 7 >				

Event #3097 Womens D 4+ Final 2 (14:07) Official

Place	Lane	Entry	Time	Margin
1	5	USA East Arm (Cody, C.)	03:52.920	
2	7	USA Texas Rowing Center, Dallas, Ashe'	03:53.455	00.535
3	6	USA Hollywood Rowing Club (Wojtas, K	04:00.235	07.315
4	1	USA Calm Waters, College Club Seattle	04:00.345	07.425
5	3	USA Orlando RC (Vesela, J.)	04:04.690	11.770

Place	Lane	Entry	Time	Margin
6	2	USA RollinsCRA, Jacksonville (Dennis, I	04:06.730	13.810
7	4	USA Chinook (Biorn, B.)	04:07.320	14.400
		< 1 - 7 of 7 >		

Event #3098 Womens D 4+ Final 3 (14:10) Official

Place	Lane	Entry	Time	Margin
1	7	USA Chinook (Hunt, A.)	04:02.619	
2	4	USA Baltimore (Gamble, L.)	04:07.671	05.052
3	3	USA Annapolis RC (Iannaccone, A.)	04:12.186	09.567
4	1	USA Riverside (Verheul, A.)	04:13.628	11.009
5	2	USA Masters Coaching (oweis, d.)	04:14.928	12.309
6	6	USA Sarasota Crew (Horler, K.)	04:21.786	19.167
7	5	 USA Jacksonville (Sanchez-Salazar, B.)	04:21.986	19.367
		< 1 - 7 of 7 >		

Event #3099 Womens D 4+ Final 4 (14:13) Official

Place	Lane	Entry	Time	Margin
1	4	USA Chinook (Friel, H.)	04:06.273	
2	3	USA Minneapolis Rowing Club, Atlanta	04:09.283	03.010
3	6	USA Carnegie Lake, Fairmount, Avalon	04:10.183	03.910
4	5	USA CRI (Diab, T.)	04:19.238	12.965
-	1	USA Alexandria (Bright, J.)	DNS	-
-	2	USA Texas Rowing Center (McCord, R.)	DNS	-
		< 1 - 6 of 6 >		




Event #3100 Womens G 4x Final 1 (14:16) Official

Place	Lane	Entry	Time	Margin
	6	POL Posnania (Szczepaniak, L.)	04:08.525	
	4	USA Vesper, Beaufort SC, Riverside (Jr	04:09.893	01.368
	1	GER Grünau, Dresdner Ruderverein, L	04:14.095	05.570
4	5	USA Chinook (Cassella, E.)	04:17.810	09.285
5	2	USA Hollywood Rowing Club (Cobb, A	04:54.115	45.590
6	3	AUS Albert Pk - Sth Melbourne, Alan M	05:20.433	01:11.908
< 1 - 6 of 6 >				

Event #3101 Womens G 4x Final 2 (14:19) Official

Place	Lane	Entry	Time	Margin
1	3	USA Chinook (Cann, A.)	03:58.995	
2	1	INT RV Rijnland (NL), De Hoop (NL), VI	04:08.348	09.353
3	4	USA Tallahassee Rowing Club, Avalon	04:38.940	39.945
4	2	USA Masters Coaching (Pope, C.)	04:48.075	49.080
5	5	JPN Seta Rowing (Nakanishi, M.)	05:00.935	01:01.940
< 1 - 5 of 5 >				

Event #3102 Mens C 2- Final 1 (14:24) Official

Place	Lane	Entry	Time	Margin
	2	BRA CR Bandeirantes (Ribas, A.)	03:45.059	
	1	DEN Sorø, Nyborg (Molvig, C.)	03:48.894	03.835
	5	USA Belen Community Rowing, RowHc	03:50.094	05.035
4	4	USA RollinsCRA (Pistor, S.)	04:02.334	17.275
5	3	USA Miami Beach Rowing Club (Mens, /	04:10.909	25.850
-	6	BRA Vasco Da Gama (Moita, M.)	DNS	-



Event #3103 Mens C 2- Final 2 (14:27) Official

Place	Lane	Entry	Time	Margin
1	3	USA Nashville (Kuttelwascher, D.)	03:41.145	
2	4	GER Rotation Berlin (Graap, T.)	03:44.868	03.723
3	6	BRA Riachuelo (Macedo, M.)	03:52.160	11.015
4	5	BLR Belarus (Mironchik, D.)	03:53.150	12.005
-	1	USA Riverside, Rocky Mountain (Milne,	DNS	-
-	2	USA Harvard Alum 1992 (Caughey, T.)	DNS	-






Event #3104 Mens C 2- Final 3 (14:30) Official

Place	Lane	Entry	Time	Margin
1	3	USA New Haven (Jackson, A.)	03:51.242	
2	1	BRA CABANGA, Centro Náutico Potengy	04:04.942	13.700
3	2	USA Austin, Texas Rowing Center (Schil	04:07.584	16.342
4	5	INT Greater Dayton (US), Asociacion Cc	04:17.497	26.255
-	4	USA Harvard Alum 1992 (Guerra, J.)	DNS	-







Event #3105 Womens B 4- Final 1 (14:35) Official

Place	Lane	Entry	Time	Margin
	1	USA College Club Seattle, Pocock (Scul	03:43.626	
	3	USA CRI (Christmas, E.)	03:53.019	09.393
	5	USA Chinook (Zaharek, G.)	03:55.194	11.568
4	7	USA CRI (Bender, E.)	04:01.034	17.408

Place	Lane	Entry	Time	Margin
5	2	USA Minneapolis Rowing Club (Rosso n	04:01.744	18.118
6	6	USA Riverside (Ruane, C.)	04:03.029	19.403
-	4	USA Texas Rowing Center (Granshaw, J	DNS	-

< 1 - 7 of 7 >

Event #3106 Womens E 2x Final 1 (14:40) Official

Place	Lane	Entry	Time	Margin
	0	USA Dallas, Minneapolis Rowing Club (04:01.602	
	6	USA Chinook (Erbelding, E.)	04:05.940	04.338
	4	 USA Tulsa (Bridges, T.)	04:15.930	14.328
4	7	USA Rocky Mountain (Evans, T.)	04:17.345	15.743
5	1	USA Sagamore RA (Sigal, V.)	04:20.655	19.053
6	5	CAN Winnipeg (Wilson-Kowal, S.)	04:24.172	22.570
7	3	USA Cincinnati RC, Sarasota County (b	04:29.940	28.338
8	2	BRA Grêmio, Guanabara (Oliveira Mello	04:40.232	38.630

< 1 - 8 of 8 >

Event #3107 Womens E 2x Final 2 (14:43) Official

Place	Lane	Entry	Time	Margin
1	5	USA Sarasota Crew (Marichal, A.)	04:04.814	
2	2	GER WSV Waldshut (Lauer-Kopcsanyi, I	04:18.469	13.655
3	1	USA Vesper (Zisling, M.)	04:19.494	14.680
4	0	USA Chinook (Dietrich, W.)	04:24.848	20.034
5	6	USA HCRowing (Starin, A.)	04:33.484	28.670
6	4	USA Caloosa Coast, Rocky Mountain (W	04:33.804	28.990

Place	Lane	Entry	Time	Margin
7	7	USA Asheville Rowing Club (Standen, J)	04:37.459	32.645
8	3	BRA Martinelli (dos Santos, I.)	04:44.719	39.905
		< 1 - 8 of 8 >		

Event #3108 Womens E 2x Final 3 (14:46) Official

Place	Lane	Entry	Time	Margin
1	1	BRA Universidade de Sao Paulo, Corint	04:20.371	
2	7	USA Union, Baltimore (Burt, S.)	04:26.441	06.070
3	0	USA Vero Beach Rowing (O'Neill, T.)	04:26.530	06.159
4	2	USA Pocock, Cincinnati RC (Aguda, C.)	04:28.526	08.155
5	5	INT Nyborg (DK), Saskatoon (CA) (Buch	04:29.604	09.233
6	4	USA Sarasota County (Smith, M.)	04:35.351	14.980
7	3	USA Miami Rowing Club (McAliley, C.)	04:48.219	27.848
8	6	USA Avalon (Kelly, S.)	04:56.714	36.343
		< 1 - 8 of 8 >		

Event #3109 Womens E 2x Final 4 (14:49) Official

Place	Lane	Entry	Time	Margin
1	3	CAN Georgian Bay (Barr McGill, K.)	04:01.974	
2	7	USA New Haven, Upper Valley Rowing	04:09.757	07.783
3	6	DEN Humlebæk Roklub (Rasmussen,	04:22.374	20.400
4	4	USA Rocky Mountain (Pauly, K.)	04:28.367	26.393
5	0	USA Halifax (Hargreaves, N.)	04:36.556	34.582
6	2	USA Miami Rowing Club (Landry, J.)	04:57.257	55.283
7	5	USA North Palm Beach (Rainey, L.)	05:04.639	01:02.665

Place	Lane	Entry	Time	Margin
-	1	USA Orlando RC, Vero Beach Rowing (DNS	-
		1 - 8 of 8		




Event #3110 Womens E 2x Final 5 (14:52) Official

Place	Lane	Entry	Time	Margin
1	2	USA University, PCRA (Eringis, D.)	04:17.065	
2	5	USA Hampton Roads (Davis, D.)	04:31.335	14.270
3	4	USA Masters Coaching (Mathison, S.)	04:34.278	17.213
4	6	USA Passaic River (Lahm, G.)	04:39.410	22.345
5	1	ARG San Fernando, Argentina (Melma	04:42.900	25.835
6	3	USA North Palm Beach (eisenman, b.)	05:18.508	01:01.443
-	7	USA Newport (Elder, M.)	DNS	-
		1 - 7 of 7		

Event #3111 Womens E 2x Final 6 (14:55) Official

Place	Lane	Entry	Time	Margin
1	5	LTU VIMK Zalgiris (Gecauskiene, B.)	04:24.213	
2	3	USA Rocket City (Jones, E.)	04:41.088	16.875
3	2	USA Lake County (Brown, B.)	04:50.113	25.900
4	7	USA Texas Rowing Center (McCord, R.	04:55.993	31.780
5	1	USA Minneapolis Rowing Club, Newprc	04:57.246	33.033
6	6	USA Newport (Duddy, E.)	05:13.343	49.130
7	4	JPN Uozaki (Oguchi, A.)	05:43.821	01:19.608
		1 - 7 of 7		

Event #3112 Mens F 4x Final 1 (15:00) Official

Place	Lane	Entry	Time	Margin
	1	AUS Essendon, Mosman (Nugent, B.)	03:32.042	
	6	USA Chinook (Reichart, R.)	03:36.697	04.655
	7	USA Caloosa Coast (Guttieri, J.)	03:38.422	06.380
4	4	USA Mounties, Palm Beach (michalitsia	03:40.154	08.112
5	0	USA New York AC, Pennsylvania Barge (03:45.481	13.439
6	5	JPN Mitsubishi (Yamashita, T.)	04:02.297	30.255
7	2	INT Aviron Lachine (CA), RV Dorsten (DI	04:10.689	38.647
-	3	INT English RC (RU), Lea (GB) (Tyutin, D	DNS	-

< **1 - 8 of 8** >

Event #3113 Mens F 4x Final 2 (15:03) Official

Place	Lane	Entry	Time	Margin
1	2	INT Hollywood Rowing Club (US), RC B	03:28.559	
2	3	PER Lima (Sanguinetti, M.)	03:35.396	06.837
3	7	USA Palm Beach, Potomac (Conroy, M.)	03:40.639	12.080
4	1	USA Virginia, Washington Rowing Scho	03:42.381	13.822
5	5	USA University, Wilmington (Barron, T.)	03:42.389	13.830
6	6	CAN Pinawa, Winnipeg (Lamont, A.)	03:47.854	19.295
7	4	USA Detroit Boat Club, Rocky Mountair	04:17.114	48.555

< **1 - 7 of 7** >

Event #3114 Mens F 4x Final 3 (15:06) Official

Place	Lane	Entry	Time	Margin
1	3	INT Jurmalas sports (LV), Ushakov (RU)	03:27.107	
2	1	USA Western Reserve, Berry Hill BC, Atc	03:28.634	01.527

Place	Lane	Entry	Time	Margin
3	2	CZE VK Slavia Praha, VK Smíchov, Slavc	03:28.734	01.627
4	5	INT Dart Totnes (GB), New Haven (US) (03:38.364	11.257
5	6	BRA BARROSO, Grêmio (MOCELLIN, I.)	03:39.879	12.772
6	7	USA Potomac, Riverside (Manfredi, J.)	03:46.924	19.817
7	4	USA CHAOS (Gillian, J.)	04:14.469	47.362
< 1 - 7 of 7 >				

Event #3115 Mens F 4x Final 4 (15:09) Official

Place	Lane	Entry	Time	Margin
1	5	INT Saugatuck (US), Potomac (US), Ri	03:31.428	
2	1	USA Detroit Boat Club, Minneapolis Ri	03:35.073	03.645
3	4	INT Royal Club Nautique Tournai (BE)	03:38.843	07.415
4	6	USA Gainesville Area Rowing, Miami B	03:40.403	08.975
5	3	PER regatas union (Gamio, R.)	03:41.518	10.090
6	7	USA Sarasota County, Three Rivers (H	03:43.898	12.470
7	2	DEN Fredericia, Middelfart RK (Nielser	05:23.343	01:51.915
< 1 - 7 of 7 >				



Event #3116 Mens F 4x Final 5 (15:12) Official

Place	Lane	Entry	Time	Margin
1	2	CAN Vancouver, Burnaby Lake, Delta D	03:31.221	
2	3	USA Chinook (Vegar, S.)	03:36.459	05.238
3	7	USA Western Reserve, Fairmount, Minn	03:44.619	13.398
4	6	USA North Palm Beach (Elliott, B.)	03:50.779	19.558
5	5	ARG La Marina (Fernández, J.)	04:04.334	33.113

Place	Lane	Entry	Time	Margin
6	4	INT Río Paraná Corrientes (AR), Club MI	04:06.264	35.043
7	1	DEN Holstebro, Fredericia, Kolding (Rø	04:13.284	42.063




< 1 - 7 of 7 >

Event #3117 Womens H-M 8+ Final 1 (15:17) Official

Place	Lane	Entry	Time	Margin
	3	INT RV Rijnland (NL), Colorado Rowing	04:14.684	
	4	INT Chester River (US), Avalon (US), Lo:	04:54.664	39.980

< 1 - 2 of 2 >

Event #3118 Mens I-M 2- Final 1 (15:22) Official

Place	Lane	Entry	Time	Margin
	1	PER Lima I (Ferrand, F.)	04:38.866	
	4	USA Kent Mitchell, Occoquan Internatic	04:41.566	02.700
	3	INT RG Wetzlar (DE), Seeclub Zürich (Cl	04:43.586	04.720
4	5	INT Capital (US), Bradford on Avon (GB	05:09.126	30.260
5	2	USA Casitas Rowing J (Harralson, D.)	05:37.961	59.095

< 1 - 5 of 5 >

Event #3119 Womens C 1x Final 1 (15:27) Official

Place	Lane	Entry	Time	Margin
	5	POL Posnania (Szczepaniak, L.)	04:26.560	
	6	 USA Tulsa (Sturd, D.)	04:31.995	05.435
	1	BRA CNRAC (Borges Campos, A.)	04:38.410	11.850
4	2	USA Capital (Acerra, S.)	04:44.745	18.185
5	3	ARG San Fernando (Morales, S.)	04:47.100	20.540

Place	Lane	Entry	Time	Margin
6	7	USA Vero Beach Rowing (Modrzakowsk	04:57.425	30.865
-	0	USA Farmington Valley (Randall, S.)	DNS	-
-	4	USA Peachtree City Rowing Club (Grad	DNS	-
		< 1 - 8 of 8 >		

Event #3120 Womens C 1x Final 2 (15:30) Official				
Place	Lane	Entry	Time	Margin
1	7	USA Berry Hill BC (Raisky, C.)	04:29.928	
2	1	USA Chinook (Moquin, A.)	04:31.128	01.200
3	4	USA Caloosa Coast (Lahtinen, A.)	04:35.453	05.525
4	3	USA Riverside (Main, C.)	04:45.508	15.580
5	2	ARG La Marina (Cohen, C.)	05:07.253	37.325
-	5	BRA BARROSO (COSTA, T.)	DNS	-
-	6	USA Treasure Coast (Dunn, M.)	DNS	-
		< 1 - 7 of 7 >		

Event #3121 Womens C 1x Final 3 (15:33) Official				
Place	Lane	Entry	Time	Margin
1	6	USA Potomac (Huxley, o.)	04:13.945	
2	7	USA College Club Seattle (Huffman, J.	04:21.275	07.330
3	1	ARG San Fernando (Beron, M.)	04:27.370	13.425
4	5	USA ROCCS (Brazill, D.)	04:39.435	25.490
5	2	USA New Orleans (Imperial, L.)	04:41.320	27.375
6	3	CAN Calgary RC (Miller, B.)	05:16.940	01:02.995
7	4	USA Lookout (Nolan, J.)	05:20.395	01:06.450



Event #3122 Womens C 1x Final 4 (15:36) Official

Place	Lane	Entry	Time	Margin
1	2	BRA São Salvador (Barbosa, M.)	04:16.773	
2	5	MEX España (Elizondo Flores, M.)	04:20.123	03.350
3	1	USA Baltimore (Lawrence, E.)	04:30.403	13.630
4	3	AUS Albert Pk - Sth Melbourne (Lacoste	04:40.923	24.150
5	4	USA College Club Seattle (Canfield, T.)	04:46.683	29.910
6	6	USA Nashville (Theiss, L.)	04:53.723	36.950
7	7	USA Caloosa Coast (Weston, S.)	04:55.953	39.180






Event #3123 Womens C 1x Final 5 (15:39) Official

Place	Lane	Entry	Time	Margin
1	6	USA University (Eringis, D.)	04:17.860	
2	7	USA Dallas (Elting, K.)	04:19.905	02.045
3	1	CAN Georgian Bay (Abbott, T.)	04:20.740	02.880
4	2	USA College Club Seattle (Hathaway, J.	04:29.580	11.720
5	3	RSA Victoria Lake (Johnson, S.)	04:30.910	13.050
6	5	AUS Albert Pk - Sth Melbourne (Letic, L.	04:48.865	31.005
7	4	USA University of Tampa (Hill, M.)	04:53.700	35.840






Event #3124 Womens F 2- Final 1 (15:44) Official




Place	Lane	Entry	Time	Margin
	7	USA Palo Alto, Martha's Moms (Pendlet	04:23.574	

Place	Lane	Entry	Time	Margin
	1	USA Washington Rowing School (Arnol	04:34.649	11.075
	6	USA CRI (Robinson, P.)	04:37.884	14.310
4	5	USA San Diego RC (Roth, L.)	04:38.139	14.565
5	3	USA East Arm (VanTieghem, D.)	04:38.394	14.820
6	2	USA Chinook (Goforth, K.)	04:39.694	16.120
7	4	USA Masters Coaching (Terrien, S.)	04:59.689	36.115
< 1 - 7 of 7 >				

Event #3125 Mens A 8+ Final 1 (15:49) Official

Place	Lane	Entry	Time	Margin
	6	GER Hallesche-Rvg. Böllberg u. Nel, MR	03:08.174	
	5	USA Chicago (Gordon, J.)	03:10.149	01.975
	3	USA New Orleans, Jacksonville (Huppi,	03:10.197	02.023
4	4	INT Ushakov (RU), Jurmalas sports (LV)	03:11.279	03.105
5	1	INT Vasco Da Gama (BR), Regatas Rosa	03:13.824	05.650
6	2	USA North Orlando (Hetherington, T.)	03:14.104	05.930
7	0	USA Nashville (Kuttelwascher, D.)	03:20.954	12.780
8	7	USA Columbia RC, Belmont Rowing, Av	03:38.399	30.225
< 1 - 8 of 8 >				

Event #4000 Mixed D 4x Final 1 (08:00) Official

Place	Lane	Entry	Time	Margin
	2	CAN Georgian Bay (Ingleton, B.)	03:28.314	
	3	USA College Club Seattle, Pioneer Valle	03:29.184	00.870
	4	ARG San Fernando, La Marina	03:36.249	07.935

Place	Lane	Entry	Time	Margin
4	7	USA Chinook (Stockly, C.)	03:36.414	08.100
5	1	INT Atlanta (US), Rocket City (US), BRC	03:39.754	11.440
6	6	USA Ft. Worth, Pocock, Belmont Rowin	03:50.004	21.690
7	5	USA CRI (Lynch, R.)	03:55.424	27.110
< 1 - 7 of 7 >				

Event #4001 Mixed D 4x Final 2 (08:03) Official

Place	Lane	Entry	Time	Margin
1	3	USA Atomic Rowing (Schay, M.)	03:33.185	
2	6	USA Calm Waters, College Club Seattle,	03:37.805	04.620
3	5	CAN Winnipeg (Lamont, A.)	03:38.790	05.605
4	2	USA Chinook, New Haven (Friel, H.)	03:40.685	07.500
5	4	INT Miami Rowing Club (US), La Marina	03:47.865	14.680
6	1	USA Casitas Rowing, Atlanta	03:54.385	21.200
< 1 - 6 of 6 >				

Event #4002 Mixed D 4x Final 3 (08:06) Official

Place	Lane	Entry	Time	Margin
1	5	INT BARROSO (BR), Strathclyde Park (G	03:38.325	
2	3	ARG Argentina, Tigre Boat Club (Caggia	03:45.130	06.805
3	1	USA Rocky Mountain (Balsley, E.)	03:49.820	11.495
4	4	CAN Georgian Bay (Huet, M.)	03:50.115	11.790
5	2	USA Halifax (Swinford, T.)	04:00.255	21.930
-	6	USA Alexandria, OKC Riversport, Vespe	DNS	-
< 1 - 6 of 6 >				

Event #4003 Mixed D 4x Final 4 (08:09) Official

Place	Lane	Entry	Time	Margin
1	5	CAN Georgian Bay (Barr McGill, K.)	03:28.714	
2	2	POL Posnania (Szczepaniak, P.)	03:31.894	03.180
3	3	USA Potomac, Dallas	03:38.414	09.700
4	6	USA Rockland	03:45.744	17.030
5	1	USA Rocky Mountain (Fortune, A.)	03:48.654	19.940
6	4	DEN Humlebæk Roklub (Porsmose, M.)	03:51.899	23.185




< 1 - 6 of 6 >

Event #4004 Mixed G 8+ Final 1 (08:12) Official

Place	Lane	Entry	Time	Margin
	3	USA Occoquan International, Chinook,	03:36.985	
	5	USA Vesper, Riverside, Fairmount, Atlar	03:40.707	03.722
	4	INT WSAP Hamburg (DE), Vesper (US), c	03:47.127	10.142
4	6	USA Chinook (Hay, L.)	03:50.682	13.697
5	2	USA Tallahassee Rowing Club, Capital,	04:11.720	34.735
6	1	USA Avalon, Belmont Rowing, Greater I	04:21.165	44.180

< 1 - 6 of 6 >

Event #4005 Mixed B 2x Final 1 (08:16) Official

Place	Lane	Entry	Time	Margin
	5	GER Hamburger Ruderinnen-Club vor	03:38.402	
	2	BRA Universidade de Sao Paulo (Brito	03:43.080	04.678
	4	USA All-American Rowing Camp, Gain	03:50.185	11.783
4	7	CHI Estrella Blanca (Bartsch, D.)	03:52.407	14.005

Place	Lane	Entry	Time	Margin
5	0	USA Undine (Preetam, A.)	03:59.556	21.154
6	3	USA Rocky Mountain (Dotkov, K.)	04:01.937	23.535
7	6	USA Sarasota Crew (Evans, L.)	04:12.267	33.865
8	1	EGY Egypt (Gaballa, A.)	04:55.482	01:17.080
		< 1 - 8 of 8 >		

Event #4006 Mixed B 2x Final 2 (08:19) Official

Place	Lane	Entry	Time	Margin
1	4	INT Párana (AR), Sarasota Scullers (US)	03:39.134	
2	2	INT GPA (BR), Strathclyde Park (GB) (Mc	03:39.287	00.153
3	6	USA Carnegie Lake	03:43.342	04.208
4	0	USA Miami Beach Rowing Club, Hollyw	03:50.556	11.422
5	5	BRA Clube de Regatas Curitiba (Sousa,	03:52.282	13.148
6	1	USA First Coast, S&M Rowing (Lutat, W.	04:04.087	24.953
7	7	USA Potomac, Greater Columbus (Shep	04:07.607	28.473
8	3	USA Columbia RC, Avalon	04:22.962	43.828
		< 1 - 8 of 8 >		

Event #4007 Mixed B 2x Final 3 (08:22) Official

Place	Lane	Entry	Time	Margin
1	5	BRA Naval (Godoy, G.)	03:44.465	
2	3	USA Capital (Hughes, J.)	03:46.423	01.958
3	6	USA S&M Rowing (Legler, S.)	03:53.805	09.340
4	1	CHI Estrella Blanca (Retamal, A.)	03:54.545	10.080
5	0	INT Calgary RC (CA), Capital (US)	04:07.715	23.250

Place	Lane	Entry	Time	Margin
6	7	USA ROCCS, Sarasota Crew (McKenna-I	04:09.865	25.400
7	2	USA South Jersey Rowing Club, Vesper	04:17.550	33.085
8	4	TUR Bogazici	04:23.695	39.230
< 1 - 8 of 8 >				

Event #4008 Mixed B 2x Final 4 (08:25) Official

Place	Lane	Entry	Time	Margin
1	4	DEN Køge, Sorø (Gravad, A.)	03:38.240	
2	7	USA Sarasota Scullers, S&M Rowing	03:41.310	03.070
3	3	USA Texas Rowing Center (Wilson, K.)	03:46.475	08.235
4	5	USA Sarasota County (Gonzalez, J.)	03:55.665	17.425
5	6	ARG Argentina (Iora, a.)	03:55.795	17.555
6	1	USA Miami Rowing Club (Barrera, F.)	04:00.240	22.000
7	2	BRA Santa Catarina (Furtado Martins, S	04:04.570	26.330
< 1 - 7 of 7 >				

Event #4009 Mixed E 4x Final 1 (08:34) Official

Place	Lane	Entry	Time	Margin
	1	USA Texas Rowing Center, Dallas (Gate:	03:32.177	
	2	USA Caloosa Coast (Fentress, J.)	03:42.953	10.776
	5	USA Chinook (Dickison, D.)	03:44.166	11.989
4	4	BRA Clube de Remo Rio de Janeiro (Szt	03:46.399	14.222
5	6	USA Lookout (Hibbs, J.)	03:46.893	14.716
6	3	USA Riverside	03:49.499	17.322
-	7	USA RowHouse (Viacava, F.)	DNF	-



Event #4010 Mixed E 4x Final 2 (08:37) Official

Place	Lane	Entry	Time	Margin
1	2	INT Jurmalas sports (LV), Berry Hill BC	03:34.186	
2	7	USA Minneapolis Rowing Club (Jabloni	03:36.691	02.505
3	6	USA Malta, Philadelphia Girls, Vesper	03:37.706	03.520
4	4	DEN Humlebæk Roklub (Wellendorph,	03:45.061	10.875
5	5	USA Atomic Rowing, Alexandria, Rocke	03:45.886	11.700
6	1	USA Chinook (Kozicz, P.)	03:47.686	13.500
7	3	USA Three Rivers, Sarasota County	03:49.781	15.595



Event #4011 Mixed E 4x Final 3 (08:40) Official

Place	Lane	Entry	Time	Margin
1	7	USA Chinook (Waddell, K.)	03:43.547	
2	6	BRA Martinelli (dos Santos, I.)	03:48.772	05.225
3	2	USA Miami Rowing Club, RowHouse (At	03:52.042	08.495
4	1	USA Augusta, Columbia RC, Avalon	03:53.227	09.680
5	3	GBR Durham (Rutter, P.)	03:57.137	13.590
6	4	USA Beaver Creek Sculling, Passaic Riv	04:00.294	16.747
7	5	USA Rocket City (Yates, G.)	04:18.024	34.477






Event #4012 Mixed E 4x Final 4 (08:43) Official

Place	Lane	Entry	Time	Margin
1	2	USA New York AC, PCRA, University, B	03:43.068	

Place	Lane	Entry	Time	Margin
2	1	USA Washington Rowing School	03:46.408	03.340
3	5	USA Hampton Roads (Smith, S.)	03:47.008	03.940
4	3	CAN Pinawa, Kenora (Vilks, P.)	03:53.608	10.540
5	6	USA Rocky Mountain (Murphy, T.)	04:23.215	40.147
6	4	USA Halifax (Bell, E.)	04:43.068	01:00.000

< 1 - 6 of 6 >

Event #4013 Mixed H-M 8+ Final 1 (08:46) Official

Place	Lane	Entry	Time	Margin
	3	USA Rock Creek, Occoquan Internation	03:58.555	
	4	INT Fredensborg (DK), Fairmount (US),	04:02.465	03.910
	2	INT Casitas Rowing (US), River City (US)	04:32.120	33.565

< 1 - 3 of 3 >

Event #4014 Mixed C 2x Final 1 (08:52) Official

Place	Lane	Entry	Time	Margin
	3	USA Vesper (Kaplan, G.)	03:42.959	
	4	INT Capibaribe (BR), San Fernando (AR)	03:51.129	08.170
	6	AUS Essendon (Nugent, B.)	03:53.469	10.510
4	2	ARG Asociacion Cordobesa de Remo (N	03:58.094	15.135
5	1	USA SANCA	04:08.394	25.435
6	5	INT Carnegie Lake (US), Clube de Remc	04:08.984	26.025
7	7	USA Atlanta (Owens, J.)	04:12.989	30.030

< 1 - 7 of 7 >

Event #4015 Mixed C 2x Final 2 (08:55) Official

Place	Lane	Entry	Time	Margin
1	2	USA Asheville Rowing Club, Sarasota C	03:45.935	
2	1	MEX España (Elizondo Flores, J.)	03:48.225	02.290
3	5	USA Greater Columbus, Capital (Briggs	03:50.185	04.250
4	3	BRA BARROSO, CR Piraquê (Payeras, M	03:50.250	04.315
5	6	CAN Ridley Graduate (Pauls, C.)	03:52.065	06.130
6	7	USA Chinook	04:07.010	21.075
-	4	USA Texas Rowing Center (McGee, L.)	DNS	-
< 1 - 7 of 7 >				

Event #4016 Mixed C 2x Final 3 (08:58) Official

Place	Lane	Entry	Time	Margin
1	3	POL Posnania	03:49.302	
2	4	USA Chinook (Rinaldo, C.)	03:58.540	09.238
3	7	USA North Palm Beach (Jones, J.)	04:05.860	16.558
4	2	USA Greater Columbus, Sarasota Crew	04:07.105	17.803
5	5	ARG Argentina (Baralis, S.)	04:07.215	17.913
6	6	USA ROCCS (Terrell, C.)	04:12.695	23.393
7	1	BRA Naval (Ribeiro, R.)	04:14.195	24.893
< 1 - 7 of 7 >				

Event #4017 Mixed C 2x Final 4 (09:01) Official

Place	Lane	Entry	Time	Margin
1	2	USA Row Brevard (Crossley, B.)	03:55.377	
2	3	MEX España (Prado, L.)	03:57.615	02.238
3	7	ARG San Fernando, Club Teutonia (Mor	03:59.222	03.845

Place	Lane	Entry	Time	Margin
4	6	USA Capital (Rabus, A.)	04:03.862	08.485
5	1	CAN Winnipeg (Lamont, A.)	04:05.777	10.400
6	5	USA Chinook (Biorn, B.)	04:09.272	13.895
-	4	USA Virginia, Riverside	DNS	-
		< 1 - 7 of 7 >		

Event #4018 Mixed C 2x Final 5 (09:04) Official

Place	Lane	Entry	Time	Margin
1	1	USA River City, Chinook	03:47.850	
2	4	INT Sorø (DK), Ridley Graduate (CA) (M	03:55.303	07.453
3	7	USA Rocky Mountain (Flanigan, C.)	03:57.698	09.848
4	5	DEN Nyborg (Buchwaldt, C.)	04:09.158	21.308
5	2	DEN Humlebæk Roklub (Jensen, C.)	04:14.318	26.468
6	3	USA Row Brevard	04:26.908	39.058
7	6	USA Sarasota Crew (Will, C.)	05:14.248	01:26.398
		< 1 - 7 of 7 >		

Event #4019 Mixed C 2x Final 6 (09:07) Official

Place	Lane	Entry	Time	Margin
1	2	DEN Roforeningen KVIK, Furesø	04:00.491	
2	4	RSA Victoria Lake (Johnson, I.)	04:04.894	04.403
3	1	USA Rocky Mountain	04:09.224	08.733
4	6	CAN Calgary RC	04:17.686	17.195
-	3	USA Calm Waters, ROCCS	DNS	-
-	5	USA Halifax (Power, T.)	DNS	-



Event #4020 Mixed F 4x Final 1 (09:10) Official

Place	Lane	Entry	Time	Margin
	2	BRA Grêmio, Corinthians (Dias Flor, M.)	03:47.988	
	5	USA Vesper, Wilmington, University	03:48.808	00.820
	7	USA Jacksonville (Whitbeck, R.)	03:53.583	05.595
4	3	USA Greater Dayton	03:55.468	07.480
5	1	USA Chinook (Anderson, C.)	03:56.188	08.200
6	6	USA Rocky Mountain (Stevens, D.)	04:03.613	15.625
7	4	USA Vero Beach Rowing, Miami Rowing	04:07.308	19.320





Event #4021 Mixed F 4x Final 2 (09:13) Official

Place	Lane	Entry	Time	Margin
1	7	USA Upper Valley Rowing, Occoquan In	03:41.589	
2	1	INT Rio Salado (US), Delta Deas (CA)	03:47.439	05.850
3	6	ARG Argentina, San Fernando, Rowing	03:51.219	09.630
4	2	USA Sarasota County, Three Rivers	03:59.624	18.035
5	3	USA Rocky Mountain (Huddleson, J.)	04:09.784	28.195
6	5	USA North Palm Beach (Elliott, B.)	04:14.429	32.840
-	4	USA Rock Creek, Gainesville Area Rowi	DNS	-




Event #4022 Mixed A 2x Final 1 (09:32) Official

Place	Lane	Entry	Time	Margin
	3	USA New Orleans (Huppi, H.)	03:43.229	

Place	Lane	Entry	Time	Margin
	1	USA Passaic River (Cortes, F.)	03:48.324	05.095
	4	USA Lookout, Atomic Rowing (Worth, R)	03:52.879	09.650
4	6	USA Pine Crest, Gainesville Area Rowin	03:54.067	10.838
5	2	USA Carolina Masters, North Orlando (t	04:13.114	29.885
6	5	BRA GPA (Holderbaum, F.)	04:18.219	34.990
7	0	BAH Skullers RC (Swaby, M.)	04:25.683	42.454
-	7	USA Augusta (Ward, A.)	DNS	-
< 1 - 8 of 8 >				

Event #4023 Mixed A 2x Final 2 (09:35) Official

Place	Lane	Entry	Time	Margin
1	4	BRA CNRAC (Borges Campos, A.)	03:48.329	
2	6	USA Potomac (Sheppard, K.)	03:56.401	08.072
3	1	USA Belmont Rowing (Hebdon, M.)	03:56.754	08.425
4	7	USA Rocky Mountain	04:03.821	15.492
5	3	USA Texas Rowing Center (Schnepp, A.)	04:08.406	20.077
6	2	 USA Jacksonville (Miller, A.)	04:12.481	24.152
7	5	USA ROCCS	04:31.386	43.057
< 1 - 7 of 7 >				




Event #4024 Mixed A 2x Final 3 (09:38) Official

Place	Lane	Entry	Time	Margin
1	5	USA Sammamish Rowing Association (03:39.720	
2	7	USA Gainesville Area Rowing, All-Ameri	03:52.712	12.992
3	2	USA Texas Rowing Center (Wilson, K.)	03:54.072	14.352

Place	Lane	Entry	Time	Margin
4	3	BRA Clube de Regatas Curitiba (Sousa,	03:54.632	14.912
5	6	USA Undine (Preetam, A.)	04:04.092	24.372
6	4	USA Rocky Mountain (Filbrandt, V.)	04:14.317	34.597
7	1	USA Columbia RC, Avalon	04:33.017	53.297

< 1 - 7 of 7 >

Event #4025 Mixed D 8+ Final 1 (09:41) Official

Place	Lane	Entry	Time	Margin
	2	CAN Georgian Bay (Barr McGill, K.)	03:25.632	
	5	USA Chinook, New Haven (Friel, H.)	03:28.099	02.467
	3	USA Virginia, Potomac, Riverside	03:38.369	12.737
4	1	USA Belmont Rowing, Ft. Worth, Great	03:52.809	27.177
-	4	USA Hollywood Rowing Club, Miami Be	DNS	-

< 1 - 5 of 5 >

Event #4026 Mixed D 8+ Final 2 (09:44) Official

Place	Lane	Entry	Time	Margin
1	3	INT Potomac (US), Dallas (US), Chinook	03:29.172	
2	1	USA College Club Seattle, CRI	03:36.067	06.895
3	4	USA Chinook, East Arm (Cody, C.)	03:36.107	06.935
4	2	USA Alexandria, Chinook	03:36.342	07.170
5	5	USA Miami Rowing Club, RowHouse	03:53.582	24.410

< 1 - 5 of 5 >

Event #4027 Mixed G 2x Final 1 (10:03) Official

Place	Lane	Entry	Time	Margin
	5	USA Beaufort SC, Lookout (Weeks, M.)	04:26.418	
	4	USA Rocky Mountain (Colosimo, J.)	04:41.948	15.530
	6	USA Sarasota Crew (scaife, c.)	05:13.858	47.440
4	2	USA Halifax (Silva, E.)	05:36.161	01:09.743
-	1	INT Winnipeg (CA), Drammen (NO) (Ki	DNS	-
-	3	USA Gainesville Area Rowing (Davis, D	DNS	-
< 1 - 6 of 6 >				

Event #4028 Mixed G 2x Final 2 (10:06) Official

Place	Lane	Entry	Time	Margin
1	1	USA Northview, Atomic Rowing (Ander:	04:09.465	
2	2	USA Lake Washington (Alberti, J.)	04:12.635	03.170
3	4	 USA Union (Kane, C.)	04:15.013	05.548
4	5	USA Hollywood Rowing Club (hinz, j.)	04:33.573	24.108
5	6	ARG Rowing Club Argentino	04:35.463	25.998
6	3	USA Passaic River (Lahm, J.)	04:57.058	47.593
< 1 - 6 of 6 >				

Event #4029 Mixed G 2x Final 3 (10:09) Official

Place	Lane	Entry	Time	Margin
1	2	JPN Seta Rowing (Adachi, A.)	04:25.107	
2	4	USA Union, Duxbury Bay Maritime Sch	04:35.822	10.715
3	6	USA Miami Beach Rowing Club, Sarasot	04:39.187	14.080
4	5	USA Potomac (Lytel, J.)	04:41.692	16.585
5	3	USA Newport, Fairmount	04:43.917	18.810

Place	Lane	Entry	Time	Margin
6	1	USA Casitas Rowing (Hoyt, B.)	04:46.402	21.295
		< 1 - 6 of 6 >		




Event #4030 Mixed B 4x Final 1 (10:14) Official

Place	Lane	Entry	Time	Margin
	3	INT Remo México (MX), Kettwiger RG (D)	03:24.668	
	2	CHI Estrella Blanca, Deportivo Alemán	03:38.285	13.617
	4	BRA Naval (Godoy, G.)	03:51.030	26.362
4	1	USA Chinook (Peterson, L.)	03:57.190	32.522
-	5	UKR Ukraine	DNS	-
		< 1 - 5 of 5 >		

Event #4031 Mixed B 4x Final 2 (10:17) Official

Place	Lane	Entry	Time	Margin
1	2	INT Estrella Blanca (CL), Vasco Da Gam	03:29.463	
2	3	USA S&M Rowing (King, P.)	03:31.598	02.135
3	5	ARG Argentina, San Fernando (Caggian	03:49.863	20.400
4	4	USA Chinook (Farrington, J.)	03:54.833	25.370
		< 1 - 4 of 4 >		

Event #4032 Mixed E 8+ Final 1 (10:20) Official



Place	Lane	Entry	Time	Margin
	4	USA Hollywood Rowing Club, RowHou	03:30.206	
	2	POL Posnania, Szczecin	03:40.196	09.990
	1	USA North Orlando, OARS, Orlando RC	03:43.886	13.680
4	3	USA Orlando RC, Edgewater HS (Snyde	03:45.486	15.280

Place	Lane	Entry	Time	Margin
5	5	USA Halifax (Power, T.)	04:23.333	53.127
		< 1 - 5 of 5 >		




Event #4033 Mixed E 8+ Final 2 (10:23) Official

Place	Lane	Entry	Time	Margin
1	2	INT Palo Alto (US), Vesper (US), Riversic	03:31.501	
2	3	USA Chinook (Reichart, R.)	03:32.811	01.310
3	4	USA Halifax (Sperber, P.)	03:49.791	18.290
4	5	USA Wilmington, University, Malta, Ves	03:54.801	23.300
		< 1 - 4 of 4 >		

Event #4034 Mixed H 2x Final 1 (10:35) Official

Place	Lane	Entry	Time	Margin
	3	INT Fredensborg (DK), Christiania RK (†)	04:18.153	
	5	USA Cincinnati RC, Sarasota County	04:33.380	15.227
	4	USA La Baie Verte, Masters Coaching	04:41.415	23.262
4	2	USA Chinook (Hurd, K.)	04:43.165	25.012
5	1	BRA Santa Catarina (Maia Martins, O.)	04:48.450	30.297
		< 1 - 5 of 5 >		

Event #4035 Mixed C 4x Final 1 (10:42) Official

Place	Lane	Entry	Time	Margin
	3	USA Capital (Rabus, A.)	03:35.140	
	5	USA Chinook (Dickison, D.)	03:36.360	01.220
	4	INT America (AR), Asociacion Cordobes	03:37.645	02.505
4	1	USA Asheville Rowing Club (Ryback, R.)	03:45.812	10.672

Place	Lane	Entry	Time	Margin
5	7	USA ROCCS, Gainesville Area Rowing (Z	03:58.990	23.850
-	2	ARG Tigre Boat Club (Zwanck, J.)	DNS	-
-	6	USA North Palm Beach (Chin, A.)	DNS	-

< 1 - 7 of 7 >

Event #4036 Mixed C 4x Final 2 (10:45) Official

Place	Lane	Entry	Time	Margin
1	3	USA Vesper, University, Whitemarsh Bo	03:32.394	
2	5	MEX España (Prado, L.)	03:34.846	02.452
3	1	INT Sarasota Scullers (US), Potomac (U	03:35.349	02.955
4	6	USA Asheville Rowing Club	03:50.721	18.327
5	2	USA Row Brevard (Crossley, B.)	03:54.101	21.707
6	4	USA Atomic Rowing (Dowhos-O'Gorma	04:00.176	27.782





< 1 - 6 of 6 >

Event #4037 Mixed C 4x Final 3 (10:48) Official

Place	Lane	Entry	Time	Margin
1	3	INT Sorø (DK), Ridley Graduate (CA), Ke	03:33.046	
2	6	USA Texas Rowing Center, Dallas (Lyncl	03:35.561	02.515
3	4	USA Potomac, Pioneer Valley Riverfron	03:39.943	06.897
4	2	USA Rocky Mountain (Sax, R.)	03:44.143	11.097
5	1	INT Atlanta (US), BRC (IN), Avalon (US)	03:49.913	16.867
6	5	USA Caloosa Coast, Vero Beach Rowing	03:54.608	21.562

< 1 - 6 of 6 >




Event #4038 Mixed F 8+ Final 1 (10:51) Official

Place	Lane	Entry	Time	Margin
	2	 USA Jacksonville (Whitbeck, R.)	03:48.460	
	1	USA East Arm, Masters Coaching (Cody	03:51.233	02.773
	5	USA Sarasota County, Masters Coachin	03:57.443	08.983
4	3	ARG San Fernando, La Marina, Argentir	04:01.785	13.325
5	4	USA Avalon, Greater Houston, Columbi	04:18.970	30.510
< 1 - 5 of 5 >				




Event #4039 Mixed F 8+ Final 2 (10:54) Official

Place	Lane	Entry	Time	Margin
1	5	USA Chinook, Occoquan International,	03:49.412	
2	3	USA Washington Rowing School, Baltin	03:53.160	03.748
3	2	USA Chinook (Walters, T.)	03:53.330	03.918
4	4	USA Masters Coaching, Rock Creek, La	04:14.620	25.208
< 1 - 4 of 4 >				


Event #4040 Mixed I-M 2x Final 1 (11:00) Official

Place	Lane	Entry	Time	Margin
	3	USA Fairmount I (Sargent, R.)	05:05.783	
	2	INT Christiania RK (NO), Fairmount (US	05:30.373	24.590
	1	USA College Club Seattle, Pocock J (Wr	05:49.403	43.620
-	4	USA Colorado Rowing I (Wurster, H.)	DNS	-
-	5	USA Chinook I (Elsberg, M.)	DNS	-
< 1 - 5 of 5 >				

Event #4041 Mixed A 4x Final 1 (11:13) Official

Place	Lane	Entry	Time	Margin
	5	USA New Orleans, Passaic River (Huppi	03:30.125	
	4	BRA Clube de Regatas Curitiba, CNRAC	03:33.490	03.365
	1	USA All-American Rowing Camp, Gaine	03:35.422	05.297
4	7	USA Rocky Mountain (Dotkov, K.)	03:43.865	13.740
5	6	USA Austin, Texas Rowing Center	03:44.575	14.450
6	3	USA Undine, South Jersey Rowing Clut	03:56.130	26.005
7	2	USA Sarasota Crew, ROCCS (Weber, H.)	03:58.130	28.005
< 1 - 7 of 7 >				

Event #4042 Mixed D 2x Final 1 (11:25) Official

Place	Lane	Entry	Time	Margin
	2	ARG San Fernando, La Marina (Beron, M	03:54.848	
	7	USA Rocky Mountain (Balsley, E.)	04:01.043	06.195
	4	USA Beaver Creek Sculling, Passaic Riv	04:06.288	11.440
4	5	DEN Nyborg (Buchwaldt, C.)	04:09.848	15.000
5	1	USA Pocock, Ft. Worth (Aguda, C.)	04:22.018	27.170
6	3	USA Vero Beach Rowing	04:22.963	28.115
7	6	BRA Clube de Remo Rio de Janeiro (Pu	04:26.133	31.285
-	0	USA ROCCS (Bergstrom, M.)	DNS	-
< 1 - 8 of 8 >				

Event #4043 Mixed D 2x Final 2 (11:28) Official

Place	Lane	Entry	Time	Margin
1	7	USA University, Whitemarsh Boat Club	03:55.922	
2	1	MDA Dinamo Tiraspol (Covalschii, A.)	04:11.512	15.590

Place	Lane	Entry	Time	Margin
3	6	USA Rocky Mountain (Sax, R.)	04:13.687	17.765
4	5	USA Belmont Rowing (Bhalla, S.)	04:26.185	30.263
5	2	ARG La Marina, San Fernando (Szmidt,	04:26.975	31.053
6	4	BRA GPA, BARROSO	04:53.392	57.470
-	0	USA Sarasota Crew, Greater Columbus	DNS	-
-	3	USA Pocock, Ft. Worth (Aguda, C.)	DNS	-
< 1 - 8 of 8 >				

Event #4044 Mixed D 2x Final 3 (11:31) Official

Place	Lane	Entry	Time	Margin
1	6	USA Alexandria, OKC Riversport (Clark,	04:00.783	
2	2	USA Minneapolis Rowing Club, RowHo	04:04.063	03.280
3	1	USA Berry Hill BC (Raisky, M.)	04:06.988	06.205
4	3	BRA Martinelli (dos Santos, I.)	04:08.043	07.260
5	4	USA RowHouse (Viacava, F.)	04:14.393	13.610
6	7	ARG Tigre Boat Club (Jodos Posse, E.)	04:15.813	15.030
7	5	USA CRI, College Club Seattle	04:38.108	37.325
< 1 - 7 of 7 >				

Event #4045 Mixed D 2x Final 4 (11:34) Official

Place	Lane	Entry	Time	Margin
1	3	USA Dallas, Texas Rowing Center (Ton	03:49.241	
2	5	CAN Georgian Bay (Barr, D.)	03:52.916	03.675
3	4	USA Fairmount, Sarasota Crew	04:13.341	24.100
4	1	USA Atomic Rowing, New Orleans	04:15.521	26.280

Place	Lane	Entry	Time	Margin
5	2	USA College Club Seattle, CRI	04:24.626	35.385
6	7	USA Greater Dayton (Evans, M.)	04:36.796	47.555
7	6	BRA Botafogo, Clube de Remo Rio de	05:08.473	01:19.232




< 1 - 7 of 7 >

Event #4046 Mixed D 2x Final 5 (11:37) Official

Place	Lane	Entry	Time	Margin
1	7	USA Chinook, River City (Battani, C.)	03:51.533	
2	5	INT RC Bergedorf (DE), Posnania (PL)	03:57.743	06.210
3	4	USA Rocket City (Yates, G.)	04:09.038	17.505
4	2	USA Texas Rowing Center, Dallas (Lyncl	04:21.308	29.775
5	3	POL Szczecin, Posnania	04:23.868	32.335
6	1	USA Greater Dayton (Turner, W.)	04:31.658	40.125
-	6	BRA Santa Catarina (Schmidt Mesquita	DNS	-

< 1 - 7 of 7 >

Event #4047 Mixed G 4x Final 1 (11:40) Official

Place	Lane	Entry	Time	Margin
	2	USA Northview, Atomic Rowing, DWRA	03:52.576	
	4	USA Minneapolis Rowing Club (Palmer,	03:57.248	04.672
	1	USA Sarasota County, Cincinnati RC	04:04.681	12.105
4	5	JPN Seta Rowing (Shimomura, S.)	04:27.281	34.705
5	3	USA Chinook (Diggs, A.)	04:32.176	39.600

< 1 - 5 of 5 >

Event #4048 Mixed G 4x Final 2 (11:43) Official

Place	Lane	Entry	Time	Margin
1	2	INT Winnipeg (CA), Christiania RK (NO),	04:00.591	
2	4	USA Chinook, Occoquan International	04:05.326	04.735
3	3	USA Duxbury Bay Maritime School, Uni	04:06.241	05.650
4	5	USA Hollywood Rowing Club	04:30.151	29.560

< 1 - 4 of 4 >

Event #4049 Mixed B 8+ Final 1 (11:49) Official

Place	Lane	Entry	Time	Margin
 1	4	USA Chinook (Zaharek, G.)	03:28.528	
 2	2	INT Carnegie Lake (US), Clube de Remc	03:29.838	01.310
 3	1	USA Lookout, Belmont Rowing, Nashvi	03:29.998	01.470
4	6	USA Jacksonville	03:38.818	10.290
5	5	USA Riverside, Chinook, Capital	03:39.098	10.570
6	3	USA Edgewater HS, Orlando RC	03:42.913	14.385

< 1 - 6 of 6 >

Event #4050 Mixed E 2x Final 1 (12:02) Official

Place	Lane	Entry	Time	Margin
 1	5	USA Rocket City, Nashville (Robinson,	04:08.331	
 2	4	CAN Kenora (Wehner, T.)	04:10.931	02.600
 3	6	BRA Corinthians	04:11.756	03.425
4	2	USA Saugatuck, Chinook	04:15.956	07.625
5	0	USA Tallahassee Rowing Club (Vancor	04:17.980	09.649
6	7	USA Three Rivers (Gold, M.)	04:28.131	19.800
7	3	DEN Humlebæk Roklub (Strudahl, K.)	04:35.356	27.025

Place	Lane	Entry	Time	Margin
8	1	USA Halifax (Snell, G.)	05:52.321	01:43.990
		<	1 - 8 of 8	>

Event #4051 Mixed E 2x Final 2 (12:05) Official

Place	Lane	Entry	Time	Margin
1	5	INT Sorø (DK), Ridley Graduate (CA) (Ræ	03:54.061	
2	7	USA Chinook	03:58.086	04.025
3	0	USA Sarasota County (Alexandru, D.)	04:09.640	15.579
4	4	DEN Humlebæk Roklub (Probst, C.)	04:16.131	22.070
5	2	USA Carnegie Lake, All-American Rowir	04:19.781	25.720
6	6	BRA Paysandu (Da Silva Rodrigues Rosi	04:25.921	31.860
7	1	GBR Durham (Rutter, P.)	04:31.181	37.120
8	3	USA Rocky Mountain (Saxton, G.)	04:41.081	47.020
		<	1 - 8 of 8	>

Event #4052 Mixed E 2x Final 3 (12:08) Official

Place	Lane	Entry	Time	Margin
1	1	USA Dallas, Texas Rowing Center (Tom:	03:53.598	
2	6	USA Atomic Rowing	03:58.373	04.775
3	2	CAN Calgary RC	04:11.168	17.570
4	3	BRA Grêmio (Dias Flor, M.)	04:15.698	22.100
5	4	POL Posnania	04:18.338	24.740
6	7	USA Lookout (Disterdick, J.)	04:19.673	26.075
7	5	USA Rocky Mountain (Pauly, K.)	04:28.993	35.395
		<	1 - 7 of 7	>

Event #4053 Mixed E 2x Final 4 (12:11) Official

Place	Lane	Entry	Time	Margin
1	1	CAN Georgian Bay (Barr McGill, K.)	04:06.648	
2	4	USA Riverside, Cincinnati RC	04:17.408	10.760
3	7	BRA Universidade de Sao Paulo (de Lin	04:18.795	12.147
4	2	USA Caloosa Coast (Weston, S.)	04:24.780	18.132
5	3	USA California Yacht Club	04:32.155	25.507
6	6	DEN Humlebæk Roklub (Uhrskov, T.)	05:01.360	54.712
-	5	USA Rocky Mountain (Stevens, P.)	DNS	-



1 - 7 of 7



Event #4054 Mixed E 2x Final 5 (12:14) Official

Place	Lane	Entry	Time	Margin
1	5	DEN Roforeningen KVIK, Furesø	04:05.610	
2	7	CAN Georgian Bay (Huet, M.)	04:05.890	00.280
3	2	USA Texas Rowing Center, Dallas (Lyncl	04:12.045	06.435
4	4	USA Upper Valley Rowing	04:14.895	09.285
5	1	BRA Brasilia Cross, Naval (Schneider, R	04:25.330	19.720
-	3	USA Augusta (Jannik, G.)	DNS	-
-	6	USA RowHouse (Ruiz, J.)	DNS	-



1 - 7 of 7






Event #4055 Mixed E 2x Final 6 (12:17) Official




Place	Lane	Entry	Time	Margin
1	4	LAT Jurmalas sports (Meikaliss, V.)	04:05.886	
2	5	USA Vesper, Wilmington	04:21.556	15.670

Place	Lane	Entry	Time	Margin
3	7	DEN Humlebæk Rokklub (Wellendorph,	04:25.821	19.935
4	2	USA Hampton Roads (Conner, N.)	04:28.071	22.185
5	3	USA North Palm Beach (Elliott, B.)	04:53.041	47.155
6	1	INT Detroit Boat Club (US), RC Zurich (C	05:01.821	55.935
-	6	USA Dallas, Texas Rowing Center (Ham	DNS	-
< 1 - 7 of 7 >				

Event #4056 Mixed H 4x Final 1 (12:20) Official

Place	Lane	Entry	Time	Margin
	3	USA Occoquan International, Potomac	04:00.149	
	2	USA Potomac, Fairmount (Lytel, J.)	04:22.499	22.350
	4	USA Sarasota County	04:39.937	39.788
< 1 - 3 of 3 >				

Event #4057 Mixed C 8+ Final 1 (12:26) Official




Place	Lane	Entry	Time	Margin
	1	INT BARROSO (BR), GPA (BR), Strathcly	03:26.120	
	4	USA Alexandria, Texas Rowing Center, /	03:30.975	04.855
	2	USA Atlanta (McGuire, C.)	03:32.625	06.505
4	3	INT Asheville Rowing Club (US), Nashvi	03:33.925	07.805
5	5	USA Virginia, Potomac, Chinook, Rivers	03:49.210	23.090
< 1 - 5 of 5 >				

Event #4058 Mixed C 8+ Final 2 (12:29) Official

Place	Lane	Entry	Time	Margin
1	4	USA Chinook (Charles-Chisholm, D.)	03:33.003	

Place	Lane	Entry	Time	Margin
2	1	INT Atlanta (US), Rocket City (US), Look	03:35.518	02.515
3	3	ARG Argentina, Tigre Boat Club, San Fe	03:39.083	06.080
4	2	USA University, Three Rivers, Vesper	03:40.943	07.940
5	5	USA Sarasota Crew	03:46.810	13.807
< 1 - 5 of 5 >				

Event #4059 Mixed F 2x Final 1 (12:42) Official

Place	Lane	Entry	Time	Margin
	4	INT Rio Salado (US), Delta Deas (CA)	04:13.081	
	0	USA Washington Rowing School	04:14.072	00.991
	7	USA Greater Dayton (Walz, E.)	04:18.871	05.790
4	2	USA Dallas, Texas Rowing Center	04:22.516	09.435
5	6	USA Halifax	04:41.436	28.355
6	5	JPN Dankaigo (Ikeda, T.)	04:50.276	37.195
7	1	USA Rocky Mountain (Engel, P.)	05:04.026	50.945
-	3	USA Vesper, University	DNS	-
< 1 - 8 of 8 >				

Event #4060 Mixed F 2x Final 2 (12:45) Official

Place	Lane	Entry	Time	Margin
1	4	USA New York AC, PCRA (Windeknecht,	04:10.552	
2	6	USA Malta, Philadelphia Girls	04:17.077	06.525
3	3	INT Rio Salado (US), Delta Deas (CA)	04:27.582	17.030
4	2	USA Chinook, Washington Rowing Sch	04:33.949	23.397
5	7	USA Masters Coaching, La Baie Verte (J	04:36.877	26.325

Place	Lane	Entry	Time	Margin
6	1	USA Greater Dayton	04:39.444	28.892
-	5	BRA Clube de Remo Rio de Janeiro (Szt	DNS	-
		<	1 - 7 of 7	>



Event #4061 Mixed F 2x Final 3 (12:48) Official

Place	Lane	Entry	Time	Margin
1	4	POL Posnania	04:11.704	
2	3	USA Masters Coaching, Sarasota Count	04:14.709	03.005
3	7	USA Miami Rowing Club (Arellano, R.)	04:29.744	18.040
4	6	CAN Pinawa (Vilks, P.)	04:34.709	23.005
5	1	USA Rock Creek, Gainesville Area Rowi	04:44.224	32.520
6	2	USA Rocky Mountain (Huddleson, J.)	04:50.984	39.280
-	5	USA Vero Beach Rowing (Jones, L.)	DNS	-
		<	1 - 7 of 7	>

Event #4062 Mixed F 2x Final 4 (12:51) Official

Place	Lane	Entry	Time	Margin
1	4	INT Rio Salado (US), Burnaby Lake (CA)	04:12.355	
2	2	USA Jacksonville	04:17.363	05.008
3	7	USA University of Tampa (Dunlap, B.)	04:26.800	14.445
4	3	BRA Martinelli (Rohden, L.)	04:34.385	22.030
5	6	USA Gainesville Area Rowing (Davis, D.)	04:39.595	27.240
6	5	USA Washington Rowing School	04:45.550	33.195
7	1	USA North Palm Beach (Merriam, J.)	04:46.660	34.305
		<	1 - 7 of 7	>

Event #4063 Mixed I-M 4x Final 1 (12:54) Official

Place	Lane	Entry	Time	Margin
	4	USA Chinook I (Hurd, K.)	04:44.300	
	3	USA Colorado Rowing, Casitas Rowing,	04:50.752	06.452

< **1 - 2 of 2** >

Event #4064 Mixed A 8+ Final 1 (13:02) Official

Place	Lane	Entry	Time	Margin
	3	USA New Orleans, Passaic River, Carne	03:20.311	
	6	USA North Orlando, Carolina Masters, C	03:26.866	06.555
	5	USA Chinook (Dustman, N.)	03:33.196	12.885
4	4	USA Edgewater HS (poppeliers, j.)	03:37.271	16.960
5	2	DEN Humlebæk Roklub	03:49.131	28.820
6	1	USA Belmont Rowing, Ft. Worth, Great	03:53.101	32.790

< **1 - 6 of 6** >

Company

738 Main Street, #452
 Waltham, MA 02451-0616 USA
 info@regattatiming.com

Links

[Home](#)
[Regattas](#)
[Results](#)

Info

[About](#)
[Contact](#)
[Privacy Policy](#)